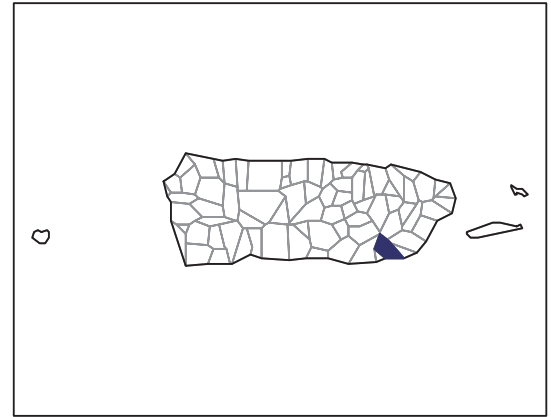


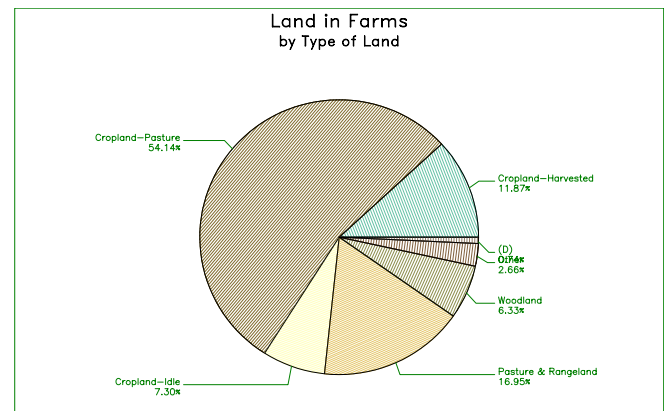
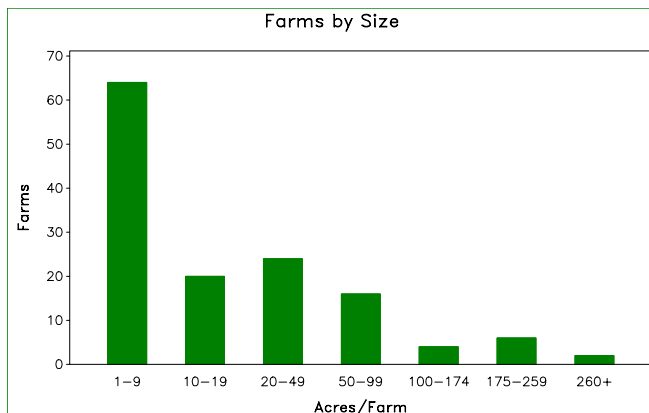
2007 CENSUS OF AGRICULTURE

Municipio Profile

Patillas, Puerto Rico



	2007	2002	% change
Number of Farms	136	104	+ 31
Land in Farms	6,083 cuerdas	4,768 cuerdas	+ 28
Average Size of Farm	45 cuerdas	46 cuerdas	- 2
Market Value of Production	\$2,040,689	\$5,190,644	- 61
Crop Sales \$1,562,569 (77 percent)			
Livestock Sales \$478,120 (23 percent)			
Average Per Farm	\$15,005	\$49,910	- 70
Government Payments	(D)	\$439,784	



2007 CENSUS OF AGRICULTURE

Municipio Profile

Patillas, Puerto Rico

Ranked items among the 78 Puerto Rico municipios

Item	Quantity	Rank	Universe ¹
MARKET VALUE OF AGRICULTURAL PRODUCTS SOLD (\$)			
Total value of agricultural products sold	2,040,689	51	77
Value of crops including nursery and greenhouse	1,562,569	37	77
Value of livestock, poultry, and their products	478,120	58	75
VALUE OF SALES BY COMMODITY GROUP (\$)			
Horticulture specialties	792,128	13	66
Plantains	594,800	22	76
Coffee	12,798	38	59
Vegetables or melons	73,622	29	68
Fruit	11,595	48	73
Bananas	22,328	27	71
Root crops or tubers	46,124	22	69
Grains	9,174	33	72
Grasses and other crops	(-)	(-)	48
Poultry and eggs	3,093	50	67
Cattle and calves	445,207	26	73
Milk products	(-)	(-)	43
Hogs and pigs	14,440	48	68
Aquaculture	(-)	(-)	18
Other livestock and other livestock products	15,380	32	68
TOP LIVESTOCK INVENTORY ITEMS (number)			
Cattle and calves	1,638	42	76
Poultry	1,312	45	73
Hogs and pigs	353	49	74
Rabbits	251	22	66
Horses	154	45	76
TOP CROP ITEMS (cuerdas)			
Plantains	271	22	76
Bananas	49	22	73
Palm trees	(D)	6	51
Oranges	26	25	74
Grasses or other crops ²	(D)	(D)	55

Other Municipio Highlights

Economic Characteristics	Quantity
Farms by value of sales	
\$60,000 or more	8
\$40,000 to \$59,999	3
\$20,000 to \$39,999	14
\$10,000 to \$19,999	7
\$7,500 to \$9,999	3
\$5,000 to \$7,499	15
\$2,500 to \$4,999	18
\$1,000 to \$2,499	27
Less than \$1,000	41
Farm production expenses (\$)	
Wages and salaries	509,547
Contract labor	(D)

Operator Characteristics	Quantity
Principal operators by primary occupation:	
Farming	37
Other	93
Not reported	6
Principal operators by sex:	
Male	117
Female	12
Not reported	7
All operators by highest level of school attended:	
None	(-)
Elementary	38
Secondary	36
High school diploma	17
Some college	12
Bachelor's degree	8
Master's or PhD	10
Not reported	15

(D) Cannot be disclosed. (Z) Less than half of the unit shown. See "Census of Agriculture, Volume 1, Geographic Area Series" for complete footnotes.

¹ Universe is number of municipios in Puerto Rico with item.

² Items with a rank that cannot be disclosed are separated by a blank line, position in table does not indicate rank.