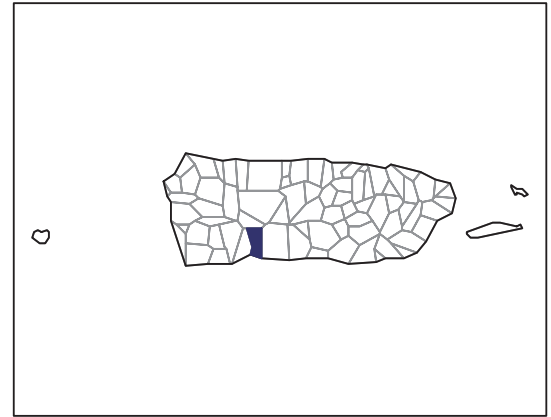


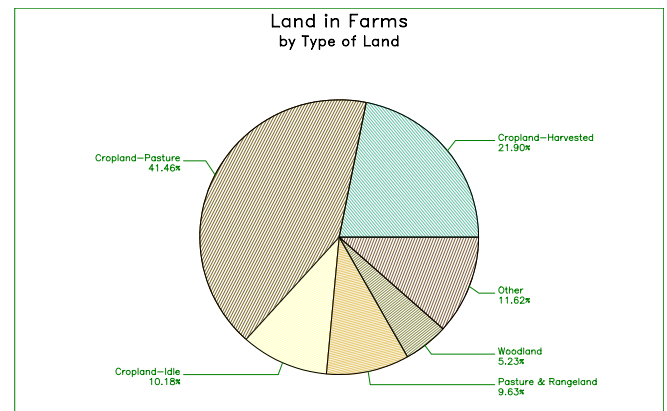
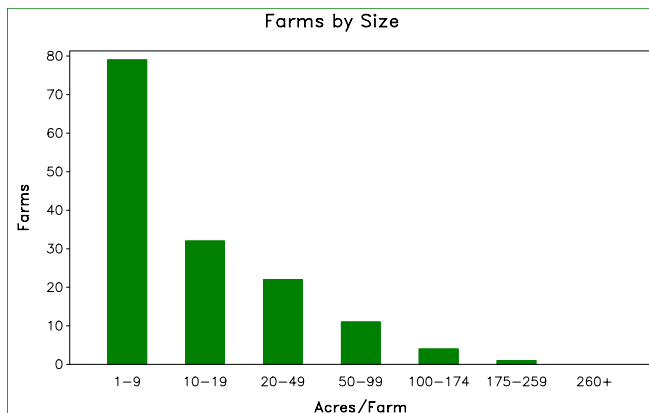
# 2007 CENSUS OF AGRICULTURE

## Municipio Profile

### Peñuelas, Puerto Rico



	2007	2002	% change
<b>Number of Farms</b>	149	168	- 11
<b>Land in Farms</b>	2,911 cuerdas	4,295 cuerdas	- 32
<b>Average Size of Farm</b>	20 cuerdas	26 cuerdas	- 24
<b>Market Value of Production</b>	\$824,014	\$957,797	- 14
Crop Sales \$650,861 (79 percent)			
Livestock Sales \$173,153 (21 percent)			
<b>Average Per Farm</b>	\$5,530	\$5,701	- 3
<b>Government Payments</b>	\$63,532	\$127,404	- 50



# 2007 CENSUS OF AGRICULTURE

## Municipio Profile

### Peñuelas, Puerto Rico

#### Ranked items among the 78 Puerto Rico municipios

Item	Quantity	Rank	Universe <sup>1</sup>
<b>MARKET VALUE OF AGRICULTURAL PRODUCTS SOLD (\$)</b>			
Total value of agricultural products sold	824,014	69	77
Value of crops including nursery and greenhouse	650,861	59	77
Value of livestock, poultry, and their products	173,153	68	75
<b>VALUE OF SALES BY COMMODITY GROUP (\$)</b>			
Horticulture specialties	(-)	(-)	66
Plantains	243,715	37	76
Coffee	331,596	16	59
Vegetables or melons	(D)	(D)	68
Fruit	19,478	43	73
Bananas	(D)	(D)	71
Root crops or tubers	24,906	35	69
Grains	16,243	22	72
Grasses and other crops	(-)	(-)	48
Poultry and eggs	658	57	67
Cattle and calves	150,945	52	73
Milk products	(-)	(-)	43
Hogs and pigs	(D)	(D)	68
Aquaculture	(-)	(-)	18
Other livestock and other livestock products	(D)	(D)	68
<b>TOP LIVESTOCK INVENTORY ITEMS (number)</b>			
Hogs and pigs	(D)	27	74
Cattle and calves	786	63	76
Poultry	627	57	73
Horses	143	49	76
Goats	76	29	71
<b>TOP CROP ITEMS (cuerdas)</b>			
Coffee	471	16	59
Plantains	108	34	76
Pigeon peas	19	8	59
Bananas	18	40	73
Green beans	8	25	65

#### Other Municipio Highlights

Economic Characteristics	Quantity
Farms by value of sales	
\$60,000 or more	1
\$40,000 to \$59,999	1
\$20,000 to \$39,999	6
\$10,000 to \$19,999	11
\$7,500 to \$9,999	4
\$5,000 to \$7,499	11
\$2,500 to \$4,999	22
\$1,000 to \$2,499	34
Less than \$1,000	59
Farm production expenses (\$)	
Wages and salaries	278,294
Contract labor	10,238

Operator Characteristics	Quantity
Principal operators by primary occupation:	
Farming	32
Other	96
Not reported	21
Principal operators by sex:	
Male	124
Female	13
Not reported	12
All operators by highest level of school attended:	
None	1
Elementary	42
Secondary	41
High school diploma	25
Some college	14
Bachelor's degree	12
Master's or PhD	7
Not reported	7

(D) Cannot be disclosed. (Z) Less than half of the unit shown. See "Census of Agriculture, Volume 1, Geographic Area Series" for complete footnotes.

<sup>1</sup> Universe is number of municipios in Puerto Rico with item.