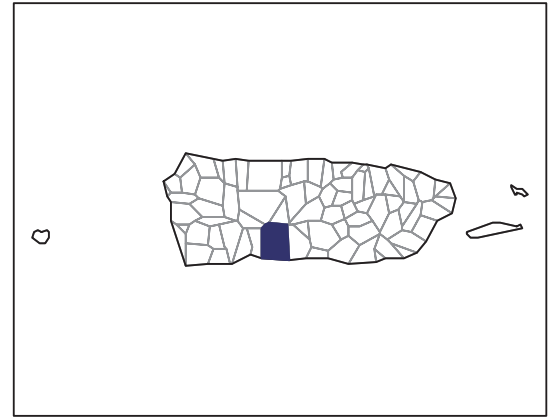


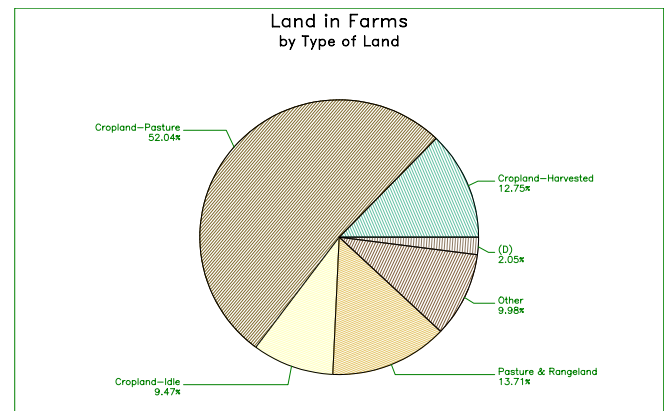
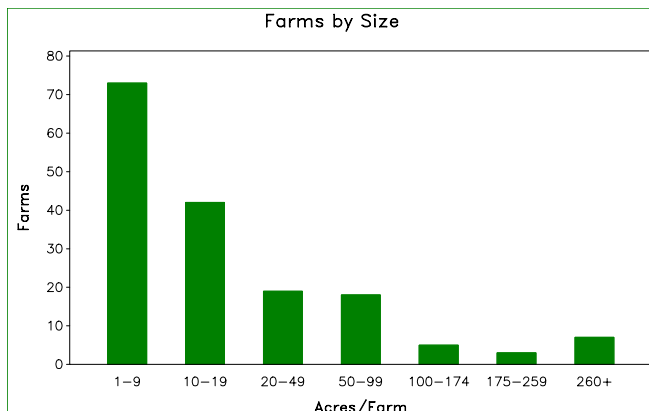
2007 CENSUS OF AGRICULTURE

Municipio Profile

Ponce, Puerto Rico



	2007	2002	% change
Number of Farms	167	318	- 47
Land in Farms	10,265 cuerdas	17,835 cuerdas	- 42
Average Size of Farm	61 cuerdas	56 cuerdas	+ 10
Market Value of Production	\$6,507,575	\$6,580,317	- 1
Crop Sales \$4,479,664 (69 percent)			
Livestock Sales \$2,027,911 (31 percent)			
Average Per Farm	\$38,968	\$20,693	+ 88
Government Payments	\$308,670	\$824,421	- 63



2007 CENSUS OF AGRICULTURE

Municipio Profile

Ponce, Puerto Rico

Ranked items among the 78 Puerto Rico municipios

Item	Quantity	Rank	Universe ¹
MARKET VALUE OF AGRICULTURAL PRODUCTS SOLD (\$)			
Total value of agricultural products sold	6,507,575	27	77
Value of crops including nursery and greenhouse	4,479,664	17	77
Value of livestock, poultry, and their products	2,027,911	31	75
VALUE OF SALES BY COMMODITY GROUP (\$)			
Horticulture specialties	(D)	(D)	66
Plantains	397,223	27	76
Coffee	(D)	(D)	59
Vegetables or melons	(D)	(D)	68
Fruit	89,369	20	73
Bananas	26,169	24	71
Root crops or tubers	4,963	51	69
Grains	(D)	(D)	72
Grasses and other crops	(D)	(D)	48
Poultry and eggs	5,256	41	67
Cattle and calves	(D)	(D)	73
Milk products	(-)	(-)	43
Hogs and pigs	(D)	(D)	68
Aquaculture	(-)	(-)	18
Other livestock and other livestock products	1,970	62	68
TOP LIVESTOCK INVENTORY ITEMS (number)			
Cattle and calves	5,650	15	76
Hogs and pigs	(D)	3	74
Poultry	1,019	49	73
Rabbits	210	23	66
Goats	83	26	71
TOP CROP ITEMS (cuerdas)			
Coffee	766	12	59
Grasses or other crops	(D)	34	55
Vegetables	(D)	8	68
Corn	(D)	3	30
Other field crops	(D)	1	13

Other Municipio Highlights

Economic Characteristics	Quantity
Farms by value of sales	
\$60,000 or more	8
\$40,000 to \$59,999	2
\$20,000 to \$39,999	9
\$10,000 to \$19,999	14
\$7,500 to \$9,999	12
\$5,000 to \$7,499	11
\$2,500 to \$4,999	26
\$1,000 to \$2,499	28
Less than \$1,000	57
Farm production expenses (\$)	
Wages and salaries	743,792
Contract labor	(D)

Operator Characteristics	Quantity
Principal operators by primary occupation:	
Farming	41
Other	108
Not reported	18
Principal operators by sex:	
Male	137
Female	21
Not reported	9
All operators by highest level of school attended:	
None	4
Elementary	40
Secondary	25
High school diploma	29
Some college	21
Bachelor's degree	21
Master's or PhD	16
Not reported	11

(D) Cannot be disclosed. (Z) Less than half of the unit shown. See "Census of Agriculture, Volume 1, Geographic Area Series" for complete footnotes.

¹ Universe is number of municipios in Puerto Rico with item.