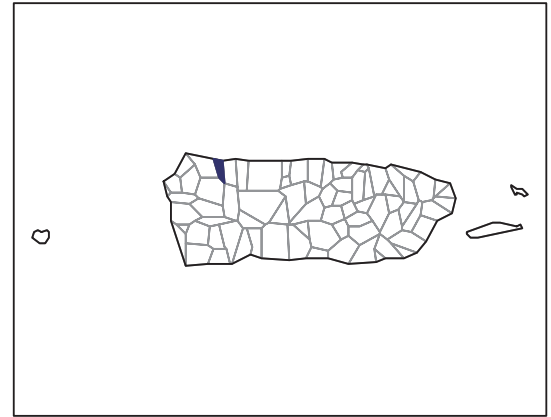


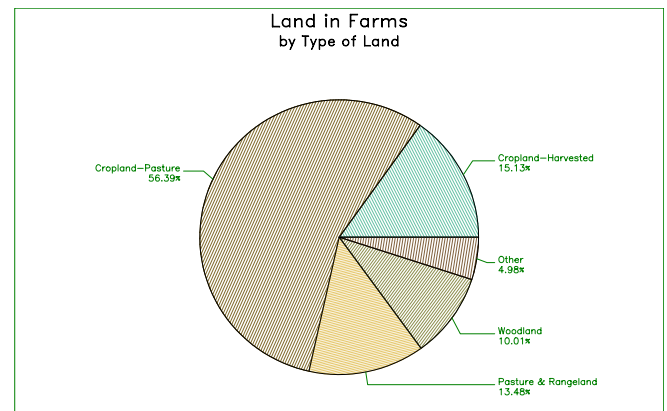
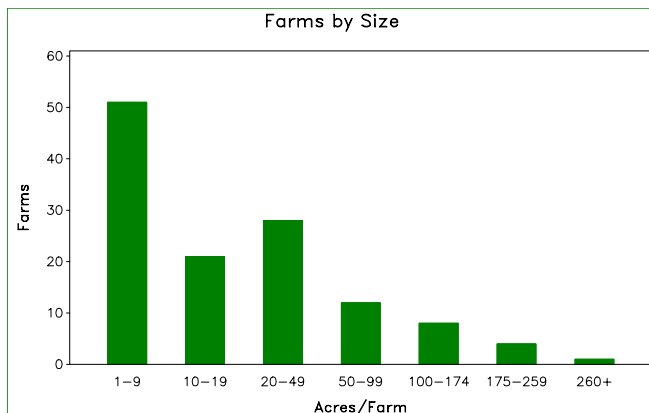
2007 CENSUS OF AGRICULTURE

Municipio Profile

Quebradillas, Puerto Rico



	2007	2002	% change
Number of Farms	125	97	+ 29
Land in Farms	4,358 cuerdas	4,678 cuerdas	- 7
Average Size of Farm	35 cuerdas	48 cuerdas	- 28
Market Value of Production	\$9,547,285	\$6,906,015	+ 38
Crop Sales \$570,960 (6 percent)			
Livestock Sales \$8,976,325 (94 percent)			
Average Per Farm	\$76,378	\$71,196	+ 7
Government Payments	\$371,573	\$562,524	- 34



2007 CENSUS OF AGRICULTURE

Municipio Profile

Quebradillas, Puerto Rico

Ranked items among the 78 Puerto Rico municipios

Item	Quantity	Rank	Universe ¹
MARKET VALUE OF AGRICULTURAL PRODUCTS SOLD (\$)			
Total value of agricultural products sold	9,547,285	17	77
Value of crops including nursery and greenhouse	570,960	62	77
Value of livestock, poultry, and their products	8,976,325	11	75
VALUE OF SALES BY COMMODITY GROUP (\$)			
Horticulture specialties	265,900	39	66
Plantains	110,080	50	76
Coffee	(D)	(D)	59
Vegetables or melons	30,000	42	68
Fruit	50,194	30	73
Bananas	3,085	54	71
Root crops or tubers	33,332	30	69
Grains	(D)	(D)	72
Grasses and other crops	74,980	24	48
Poultry and eggs	(D)	(D)	67
Cattle and calves	(D)	(D)	73
Milk products	8,268,290	7	43
Hogs and pigs	12,630	50	68
Aquaculture	(-)	(-)	18
Other livestock and other livestock products	(D)	(D)	68
TOP LIVESTOCK INVENTORY ITEMS (number)			
Poultry	(D)	24	73
Cattle and calves	6,732	9	76
Hogs and pigs	388	46	74
Horses	119	54	76
Goats	108	22	71
TOP CROP ITEMS (cuerdas)			
Grasses or other crops	623	16	55
Plantains	39	58	76
Bananas	12	48	73
Taniers	10	15	47
Other fruit ²	(D)	(D)	43

Other Municipio Highlights

Economic Characteristics	Quantity
Farms by value of sales	
\$60,000 or more	19
\$40,000 to \$59,999	1
\$20,000 to \$39,999	11
\$10,000 to \$19,999	12
\$7,500 to \$9,999	4
\$5,000 to \$7,499	8
\$2,500 to \$4,999	19
\$1,000 to \$2,499	16
Less than \$1,000	35
Farm production expenses (\$)	
Wages and salaries	1,317,721
Contract labor	18,620

Operator Characteristics	Quantity
Principal operators by primary occupation:	
Farming	50
Other	66
Not reported	9
Principal operators by sex:	
Male	116
Female	6
Not reported	3
All operators by highest level of school attended:	
None	2
Elementary	22
Secondary	41
High school diploma	29
Some college	10
Bachelor's degree	7
Master's or PhD	9
Not reported	5

(D) Cannot be disclosed. (Z) Less than half of the unit shown. See "Census of Agriculture, Volume 1, Geographic Area Series" for complete footnotes.

¹ Universe is number of municipios in Puerto Rico with item.

² Items with a rank that cannot be disclosed are separated by a blank line, position in table does not indicate rank.