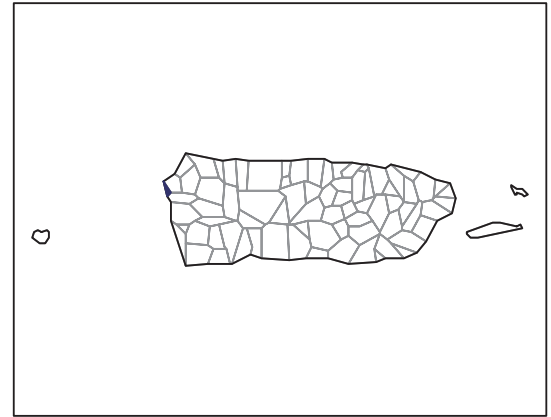


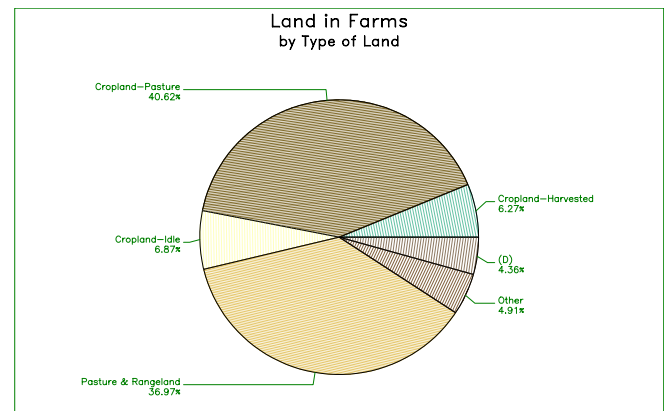
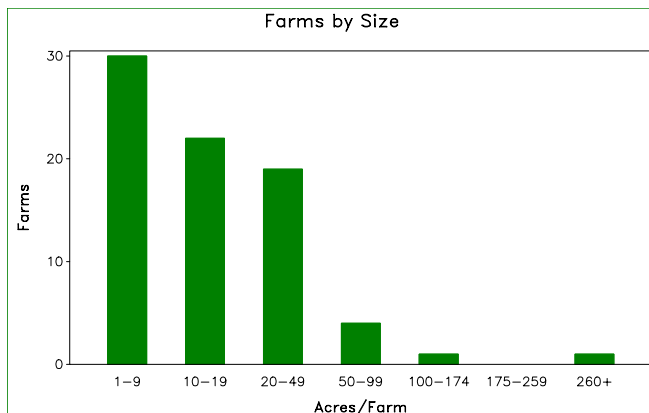
2007 CENSUS OF AGRICULTURE

Municipio Profile

Rincón, Puerto Rico



	2007	2002	% change
Number of Farms	77	71	+ 8
Land in Farms	1,837 cuerdas	3,416 cuerdas	- 46
Average Size of Farm	24 cuerdas	48 cuerdas	- 50
Market Value of Production	\$937,089	\$999,114	- 6
Crop Sales \$189,733 (20 percent)			
Livestock Sales \$747,356 (80 percent)			
Average Per Farm	\$12,170	\$14,072	- 14
Government Payments	\$26,543	\$182,332	- 85



2007 CENSUS OF AGRICULTURE

Municipio Profile

Rincón, Puerto Rico

Ranked items among the 78 Puerto Rico municipios

Item	Quantity	Rank	Universe ¹
MARKET VALUE OF AGRICULTURAL PRODUCTS SOLD (\$)			
Total value of agricultural products sold	937,089	67	77
Value of crops including nursery and greenhouse	189,733	69	77
Value of livestock, poultry, and their products	747,356	49	75
VALUE OF SALES BY COMMODITY GROUP (\$)			
Horticulture specialties	(-)	(-)	66
Plantains	99,045	52	76
Coffee	(-)	(-)	59
Vegetables or melons	(-)	(-)	68
Fruit	10,388	52	73
Bananas	(D)	(D)	71
Root crops or tubers	71,620	17	69
Grains	(D)	(D)	72
Grasses and other crops	(-)	(-)	48
Poultry and eggs	(-)	(-)	67
Cattle and calves	(D)	(D)	73
Milk products	(D)	(D)	43
Hogs and pigs	(D)	(D)	68
Aquaculture	(-)	(-)	18
Other livestock and other livestock products	3,900	54	68
TOP LIVESTOCK INVENTORY ITEMS (number)			
Cattle and calves	1,274	50	76
Poultry	353	64	73
Horses	190	32	76
Hogs and pigs	117	60	74
Sheep	78	39	70
TOP CROP ITEMS (cuerdas)			
Plantains	74	45	76
Yams	11	20	65
Dasheens	8	15	42
Green beans	7	26	65
Cassava	5	11	39

Other Municipio Highlights

Economic Characteristics	Quantity
Farms by value of sales	
\$60,000 or more	2
\$40,000 to \$59,999	(-)
\$20,000 to \$39,999	2
\$10,000 to \$19,999	8
\$7,500 to \$9,999	1
\$5,000 to \$7,499	6
\$2,500 to \$4,999	24
\$1,000 to \$2,499	13
Less than \$1,000	21
Farm production expenses (\$)	
Wages and salaries	205,184
Contract labor	(-)

Operator Characteristics	Quantity
Principal operators by primary occupation:	
Farming	17
Other	54
Not reported	6
Principal operators by sex:	
Male	73
Female	4
Not reported	(-)
All operators by highest level of school attended:	
None	(-)
Elementary	22
Secondary	11
High school diploma	15
Some college	10
Bachelor's degree	15
Master's or PhD	4
Not reported	(-)

(D) Cannot be disclosed. (Z) Less than half of the unit shown. See "Census of Agriculture, Volume 1, Geographic Area Series" for complete footnotes.

¹ Universe is number of municipios in Puerto Rico with item.