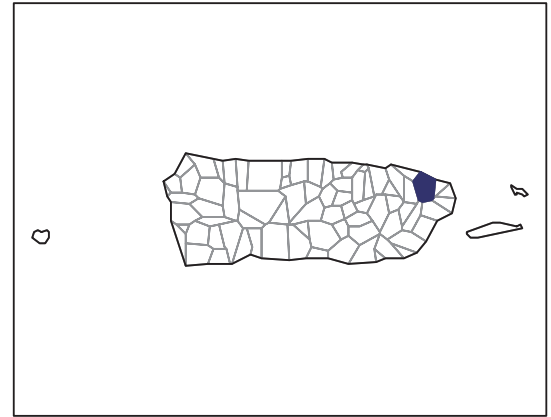


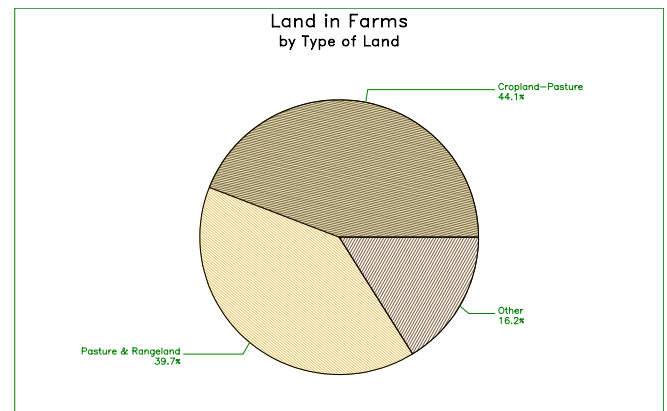
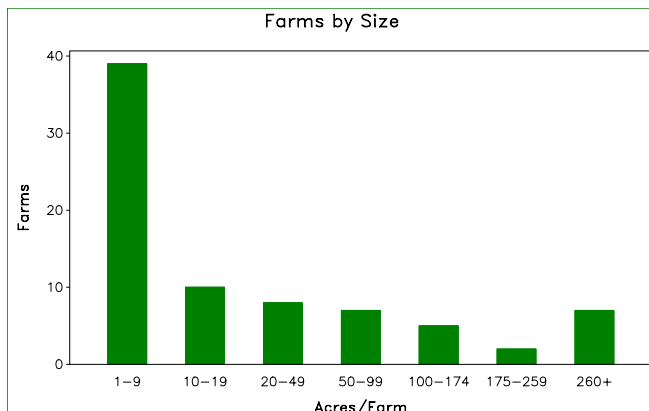
2007 CENSUS OF AGRICULTURE

Municipio Profile

Río Grande, Puerto Rico



	2007	2002	% change
Number of Farms	78	100	- 22
Land in Farms	5,514 cuerdas	5,674 cuerdas	- 3
Average Size of Farm	71 cuerdas	57 cuerdas	+ 25
Market Value of Production	\$2,153,334	\$2,672,581	- 19
Crop Sales \$789,888 (37 percent)			
Livestock Sales \$1,363,446 (63 percent)			
Average Per Farm	\$27,607	\$26,726	+ 3
Government Payments	(D)	(D)	



2007 CENSUS OF AGRICULTURE

Municipio Profile

Río Grande, Puerto Rico

Ranked items among the 78 Puerto Rico municipios

Item	Quantity	Rank	Universe ¹
MARKET VALUE OF AGRICULTURAL PRODUCTS SOLD (\$)			
Total value of agricultural products sold	2,153,334	50	77
Value of crops including nursery and greenhouse	789,888	55	77
Value of livestock, poultry, and their products	1,363,446	36	75
VALUE OF SALES BY COMMODITY GROUP (\$)			
Horticulture specialties	491,060	26	66
Plantains	166,225	45	76
Coffee	3,174	48	59
Vegetables or melons	(D)	(D)	68
Fruit	25,820	37	73
Bananas	29,565	21	71
Root crops or tubers	28,050	34	69
Grains	4,620	41	72
Grasses and other crops	(D)	(D)	48
Poultry and eggs	942,007	15	67
Cattle and calves	382,240	29	73
Milk products	(-)	(-)	43
Hogs and pigs	(D)	(D)	68
Aquaculture	(-)	(-)	18
Other livestock and other livestock products	(D)	(D)	68
TOP LIVESTOCK INVENTORY ITEMS (number)			
Poultry	182,167	10	73
Cattle and calves	2,893	26	76
Hogs and pigs	209	55	74
Horses	76	65	76
Rabbits	(D)	49	66
TOP CROP ITEMS (cuerdas)			
Grasses or other crops	(D)	40	55
Plantains	74	44	76
Bananas	28	30	73
Vegetables	20	37	68
Taniers	9	16	47

Other Municipio Highlights

Economic Characteristics	Quantity
Farms by value of sales	
\$60,000 or more	9
\$40,000 to \$59,999	2
\$20,000 to \$39,999	15
\$10,000 to \$19,999	6
\$7,500 to \$9,999	4
\$5,000 to \$7,499	6
\$2,500 to \$4,999	11
\$1,000 to \$2,499	10
Less than \$1,000	15
Farm production expenses (\$)	
Wages and salaries	523,525
Contract labor	2,500

Operator Characteristics	Quantity
Principal operators by primary occupation:	
Farming	35
Other	37
Not reported	6
Principal operators by sex:	
Male	75
Female	(-)
Not reported	3
All operators by highest level of school attended:	
None	2
Elementary	15
Secondary	22
High school diploma	14
Some college	11
Bachelor's degree	3
Master's or PhD	4
Not reported	7

(D) Cannot be disclosed. (Z) Less than half of the unit shown. See "Census of Agriculture, Volume 1, Geographic Area Series" for complete footnotes.

¹ Universe is number of municipios in Puerto Rico with item.