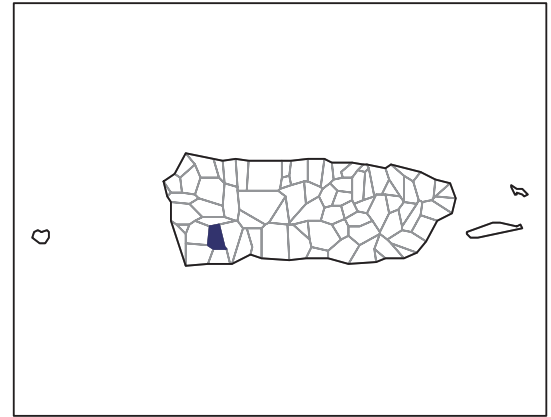


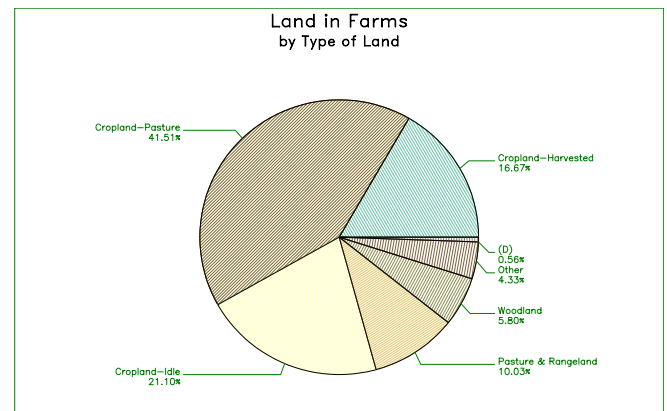
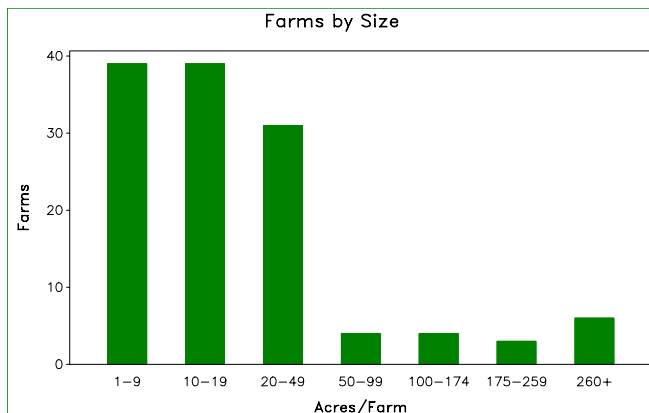
2007 CENSUS OF AGRICULTURE

Municipio Profile

Sabana Grande, Puerto Rico



	2007	2002	% change
Number of Farms	126	134	- 6
Land in Farms	6,091 cuerdas	6,138 cuerdas	- 1
Average Size of Farm	48 cuerdas	46 cuerdas	+ 6
Market Value of Production	\$1,375,902	\$1,888,029	- 27
Crop Sales \$1,056,390 (77 percent)			
Livestock Sales \$319,512 (23 percent)			
Average Per Farm	\$10,920	\$14,090	- 22
Government Payments	\$319,792	\$617,033	- 48



2007 CENSUS OF AGRICULTURE

Municipio Profile

Sabana Grande, Puerto Rico

Ranked items among the 78 Puerto Rico municipios

Item	Quantity	Rank	Universe ¹
MARKET VALUE OF AGRICULTURAL PRODUCTS SOLD (\$)			
Total value of agricultural products sold	1,375,902	59	77
Value of crops including nursery and greenhouse	1,056,390	48	77
Value of livestock, poultry, and their products	319,512	62	75
VALUE OF SALES BY COMMODITY GROUP (\$)			
Horticulture specialties	111,844	52	66
Plantains	(D)	(D)	76
Coffee	391,136	15	59
Vegetables or melons	(D)	(D)	68
Fruit	24,493	39	73
Bananas	3,920	51	71
Root crops or tubers	2,945	59	69
Grains	122,768	4	72
Grasses and other crops	(D)	(D)	48
Poultry and eggs	(D)	(D)	67
Cattle and calves	314,497	35	73
Milk products	(-)	(-)	43
Hogs and pigs	(D)	(D)	68
Aquaculture	(-)	(-)	18
Other livestock and other livestock products	3,110	59	68
TOP LIVESTOCK INVENTORY ITEMS (number)			
Cattle and calves	2,292	31	76
Poultry	1,272	46	73
Horses	279	16	76
Hogs and pigs	174	57	74
Rabbits	97	39	66
TOP CROP ITEMS (cuerdas)			
Grasses or other crops	441	21	55
Coffee	385	17	59
Pigeon peas	179	1	59
Plantains	94	37	76
Oranges	24	27	74

Other Municipio Highlights

Economic Characteristics	Quantity
Farms by value of sales	
\$60,000 or more	8
\$40,000 to \$59,999	1
\$20,000 to \$39,999	7
\$10,000 to \$19,999	12
\$7,500 to \$9,999	2
\$5,000 to \$7,499	7
\$2,500 to \$4,999	20
\$1,000 to \$2,499	22
Less than \$1,000	47
Farm production expenses (\$)	
Wages and salaries	564,774
Contract labor	5,175

Operator Characteristics	Quantity
Principal operators by primary occupation:	
Farming	49
Other	64
Not reported	13
Principal operators by sex:	
Male	112
Female	10
Not reported	4
All operators by highest level of school attended:	
None	1
Elementary	41
Secondary	14
High school diploma	29
Some college	11
Bachelor's degree	20
Master's or PhD	6
Not reported	4

(D) Cannot be disclosed. (Z) Less than half of the unit shown. See "Census of Agriculture, Volume 1, Geographic Area Series" for complete footnotes.

¹ Universe is number of municipios in Puerto Rico with item.