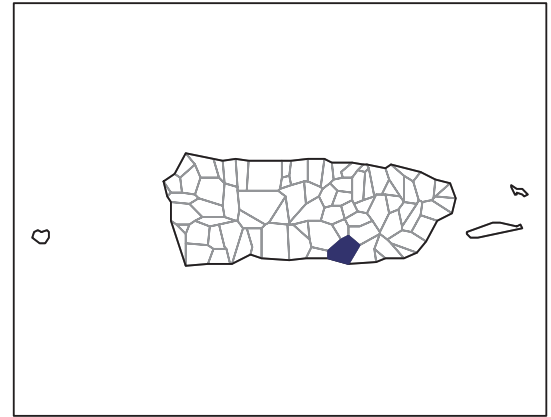


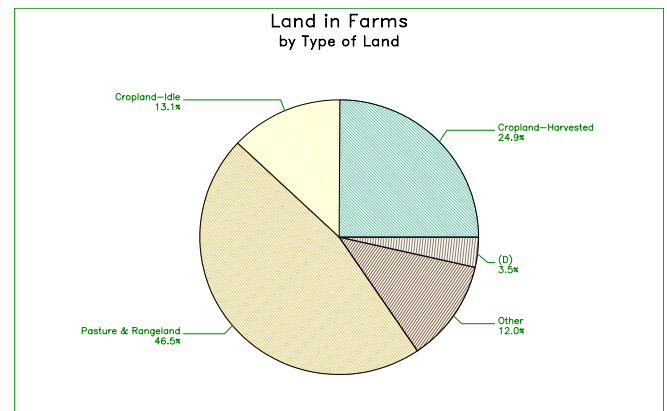
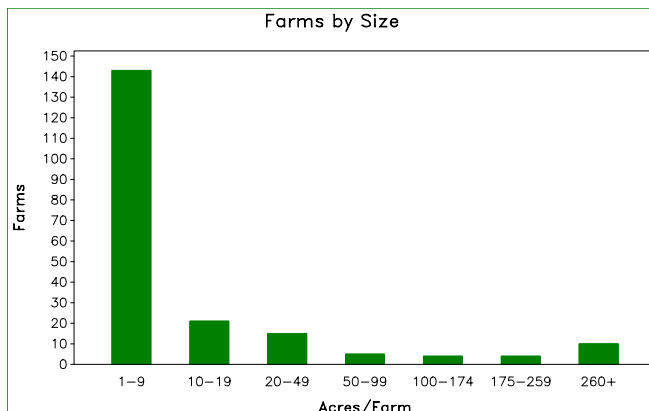
2007 CENSUS OF AGRICULTURE

Municipio Profile

Salinas, Puerto Rico



	2007	2002	% change
Number of Farms	202	81	+ 149
Land in Farms	8,518 cuerdas	15,140 cuerdas	- 44
Average Size of Farm	42 cuerdas	187 cuerdas	- 77
Market Value of Production	\$11,549,691	\$19,816,283	- 42
Crop Sales \$4,834,544 (42 percent)			
Livestock Sales \$6,715,147 (58 percent)			
Average Per Farm	\$57,177	\$244,645	- 77
Government Payments	\$395,631	\$1,887,440	- 79



2007 CENSUS OF AGRICULTURE

Municipio Profile

Salinas, Puerto Rico

Ranked items among the 78 Puerto Rico municipios

Item	Quantity	Rank	Universe ¹
MARKET VALUE OF AGRICULTURAL PRODUCTS SOLD (\$)			
Total value of agricultural products sold	11,549,691	11	77
Value of crops including nursery and greenhouse	4,834,544	14	77
Value of livestock, poultry, and their products	6,715,147	12	75
VALUE OF SALES BY COMMODITY GROUP (\$)			
Horticulture specialties	(D)	(D)	66
Plantains	2,373,128	4	76
Coffee	(-)	(-)	59
Vegetables or melons	356,510	13	68
Fruit	(D)	(D)	73
Bananas	148,300	13	71
Root crops or tubers	7,498	47	69
Grains	132,015	3	72
Grasses and other crops	(D)	(D)	48
Poultry and eggs	(D)	(D)	67
Cattle and calves	(D)	(D)	73
Milk products	(-)	(-)	43
Hogs and pigs	96,500	15	68
Aquaculture	(-)	(-)	18
Other livestock and other livestock products	59,496	14	68
TOP LIVESTOCK INVENTORY ITEMS (number)			
Poultry	622,042	3	73
Cattle and calves	4,508	21	76
Hogs and pigs	2,840	6	74
Sheep	497	7	70
Horses	218	27	76
TOP CROP ITEMS (cuerdas)			
Grasses or other crops	847	11	55
Plantains	665	8	76
Corn	323	2	30
Papayas	(D)	2	31
Lawn grass (sod) ²	(D)	(D)	21

Other Municipio Highlights

Economic Characteristics	Quantity
Farms by value of sales	
\$60,000 or more	43
\$40,000 to \$59,999	(-)
\$20,000 to \$39,999	(-)
\$10,000 to \$19,999	1
\$7,500 to \$9,999	5
\$5,000 to \$7,499	2
\$2,500 to \$4,999	4
\$1,000 to \$2,499	72
Less than \$1,000	75
Farm production expenses (\$)	
Wages and salaries	1,586,822
Contract labor	62,470

Operator Characteristics	Quantity
Principal operators by primary occupation:	
Farming	46
Other	155
Not reported	1
Principal operators by sex:	
Male	172
Female	26
Not reported	4
All operators by highest level of school attended:	
None	2
Elementary	31
Secondary	34
High school diploma	48
Some college	17
Bachelor's degree	66
Master's or PhD	3
Not reported	1

(D) Cannot be disclosed. (Z) Less than half of the unit shown. See "Census of Agriculture, Volume 1, Geographic Area Series" for complete footnotes.

¹ Universe is number of municipios in Puerto Rico with item.

² Items with a rank that cannot be disclosed are separated by a blank line, position in table does not indicate rank.