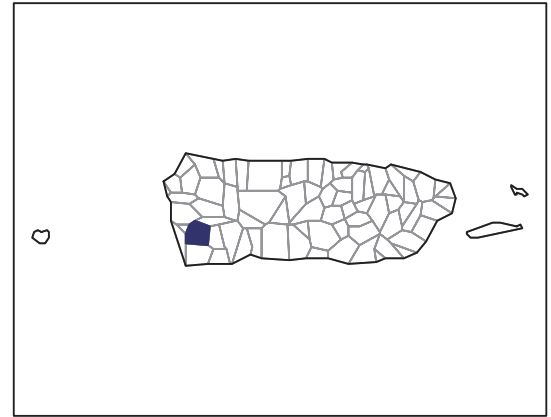


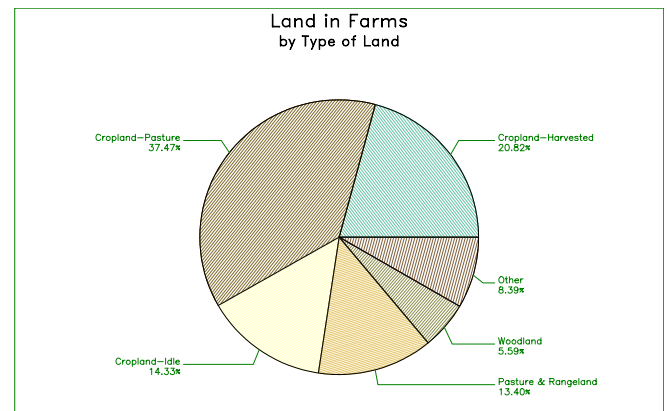
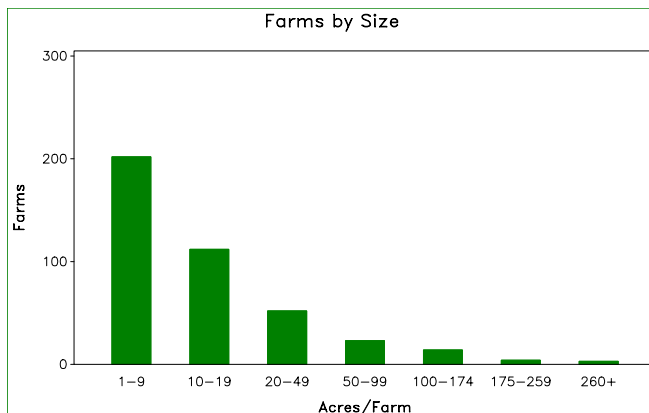
2007 CENSUS OF AGRICULTURE

Municipio Profile

San Germán, Puerto Rico



	2007	2002	% change
Number of Farms	410	344	+ 19
Land in Farms	9,202 cuerdas	12,638 cuerdas	- 27
Average Size of Farm	22 cuerdas	37 cuerdas	- 39
Market Value of Production	\$4,078,157	\$4,800,812	- 15
Crop Sales \$3,383,611 (83 percent)			
Livestock Sales \$694,546 (17 percent)			
Average Per Farm	\$9,947	\$13,956	- 29
Government Payments	\$244,885	\$762,772	- 68



2007 CENSUS OF AGRICULTURE

Municipio Profile

San Germán, Puerto Rico

Ranked items among the 78 Puerto Rico municipios

Item	Quantity	Rank	Universe ¹
MARKET VALUE OF AGRICULTURAL PRODUCTS SOLD (\$)			
Total value of agricultural products sold	4,078,157	40	77
Value of crops including nursery and greenhouse	3,383,611	25	77
Value of livestock, poultry, and their products	694,546	50	75
VALUE OF SALES BY COMMODITY GROUP (\$)			
Horticulture specialties	1,501,738	8	66
Plantains	976,774	17	76
Coffee	242,376	19	59
Vegetables or melons	38,500	38	68
Fruit	275,294	10	73
Bananas	54,966	17	71
Root crops or tubers	28,226	33	69
Grains	1,737	55	72
Grasses and other crops	264,000	11	48
Poultry and eggs	3,775	45	67
Cattle and calves	352,166	31	73
Milk products	(-)	(-)	43
Hogs and pigs	209,144	8	68
Aquaculture	(-)	(-)	18
Other livestock and other livestock products	129,461	6	68
TOP LIVESTOCK INVENTORY ITEMS (number)			
Cattle and calves	2,921	25	76
Hogs and pigs	1,794	10	74
Rabbits	1,522	6	66
Poultry	641	56	73
Horses	386	6	76
TOP CROP ITEMS (cuerdas)			
Grasses or other crops	614	17	55
Coffee	561	15	59
Plantains	380	19	76
Bananas	84	16	73
Lawn grass (sod)	55	5	21

Other Municipio Highlights

Economic Characteristics	Quantity
Farms by value of sales	
\$60,000 or more	10
\$40,000 to \$59,999	12
\$20,000 to \$39,999	10
\$10,000 to \$19,999	15
\$7,500 to \$9,999	36
\$5,000 to \$7,499	20
\$2,500 to \$4,999	94
\$1,000 to \$2,499	74
Less than \$1,000	139
Farm production expenses (\$)	
Wages and salaries	1,113,093
Contract labor	81,776

Operator Characteristics	Quantity
Principal operators by primary occupation:	
Farming	67
Other	306
Not reported	37
Principal operators by sex:	
Male	345
Female	47
Not reported	18
All operators by highest level of school attended:	
None	(-)
Elementary	69
Secondary	82
High school diploma	77
Some college	61
Bachelor's degree	66
Master's or PhD	44
Not reported	11

(D) Cannot be disclosed. (Z) Less than half of the unit shown. See "Census of Agriculture, Volume 1, Geographic Area Series" for complete footnotes.

¹ Universe is number of municipios in Puerto Rico with item.