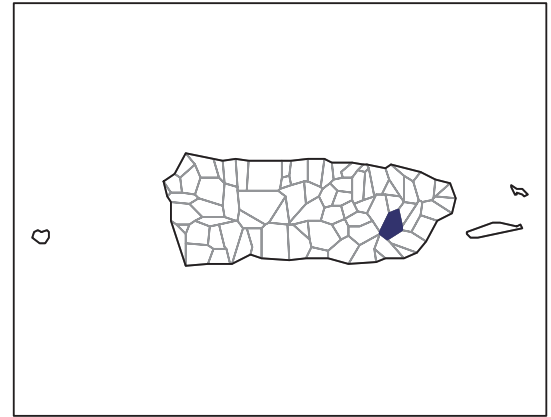


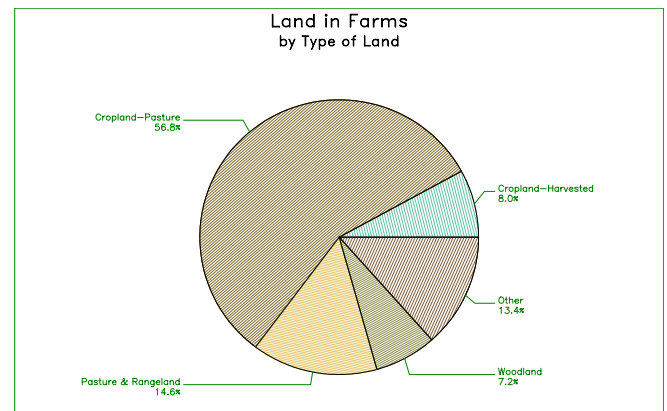
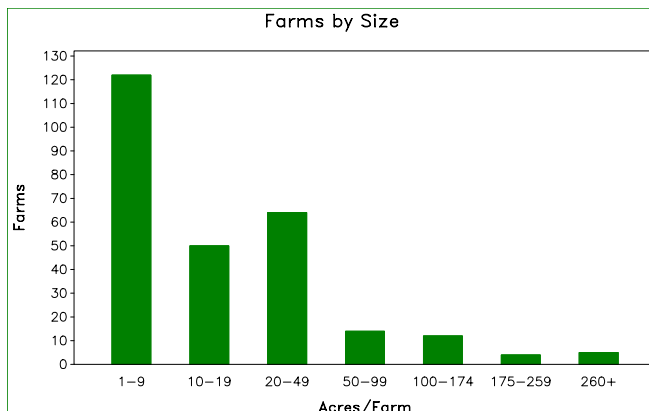
# 2007 CENSUS OF AGRICULTURE

## Municipio Profile

### San Lorenzo, Puerto Rico



	2007	2002	% change
<b>Number of Farms</b>	271	355	- 24
<b>Land in Farms</b>	8,319 cuerdas	16,389 cuerdas	- 49
<b>Average Size of Farm</b>	31 cuerdas	46 cuerdas	- 34
<b>Market Value of Production</b>	\$3,144,732	\$8,453,746	- 63
Crop Sales \$1,202,909 (38 percent)			
Livestock Sales \$1,941,823 (62 percent)			
<b>Average Per Farm</b>	\$11,604	\$23,813	- 51
<b>Government Payments</b>	(D)	\$797,652	



# 2007 CENSUS OF AGRICULTURE

## Municipio Profile

### San Lorenzo, Puerto Rico

#### Ranked items among the 78 Puerto Rico municipios

Item	Quantity	Rank	Universe <sup>1</sup>
<b>MARKET VALUE OF AGRICULTURAL PRODUCTS SOLD (\$)</b>			
Total value of agricultural products sold	3,144,732	45	77
Value of crops including nursery and greenhouse	1,202,909	43	77
Value of livestock, poultry, and their products	1,941,823	33	75
<b>VALUE OF SALES BY COMMODITY GROUP (\$)</b>			
Horticulture specialties	200,000	44	66
Plantains	395,650	28	76
Coffee	14,686	37	59
Vegetables or melons	224,664	20	68
Fruit	33,242	33	73
Bananas	30,112	20	71
Root crops or tubers	229,493	7	69
Grains	13,862	25	72
Grasses and other crops	61,200	26	48
Poultry and eggs	9,590	36	67
Cattle and calves	853,704	13	73
Milk products	974,096	21	43
Hogs and pigs	93,083	16	68
Aquaculture	(-)	(-)	18
Other livestock and other livestock products	11,350	36	68
<b>TOP LIVESTOCK INVENTORY ITEMS (number)</b>			
Cattle and calves	4,480	22	76
Poultry	2,603	33	73
Hogs and pigs	2,496	8	74
Horses	254	17	76
Sheep	190	18	70
<b>TOP CROP ITEMS (cuerdas)</b>			
Grasses or other crops	204	32	55
Plantains	180	28	76
Yams	65	6	65
Vegetables	59	22	68
Bananas	57	19	73

#### Other Municipio Highlights

Economic Characteristics	Quantity
Farms by value of sales	
\$60,000 or more	9
\$40,000 to \$59,999	1
\$20,000 to \$39,999	21
\$10,000 to \$19,999	29
\$7,500 to \$9,999	15
\$5,000 to \$7,499	17
\$2,500 to \$4,999	57
\$1,000 to \$2,499	40
Less than \$1,000	82
Farm production expenses (\$)	
Wages and salaries	791,441
Contract labor	7,600

Operator Characteristics	Quantity
Principal operators by primary occupation:	
Farming	69
Other	183
Not reported	19
Principal operators by sex:	
Male	251
Female	10
Not reported	10
All operators by highest level of school attended:	
None	4
Elementary	83
Secondary	73
High school diploma	35
Some college	21
Bachelor's degree	12
Master's or PhD	17
Not reported	26

(D) Cannot be disclosed. (Z) Less than half of the unit shown. See "Census of Agriculture, Volume 1, Geographic Area Series" for complete footnotes.

<sup>1</sup> Universe is number of municipios in Puerto Rico with item.