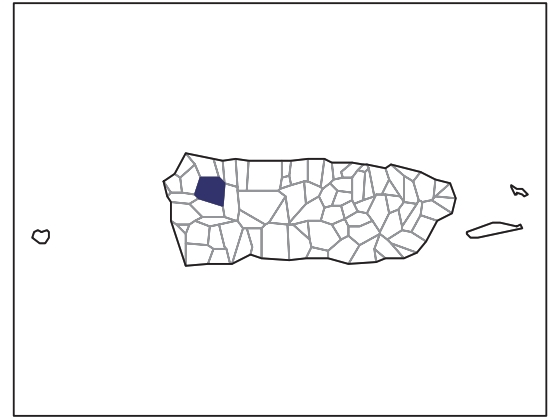


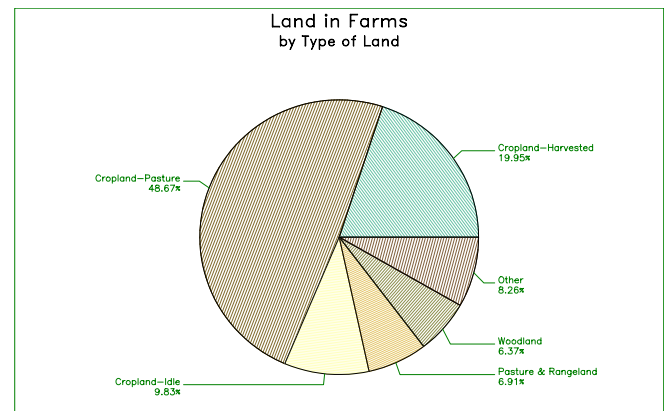
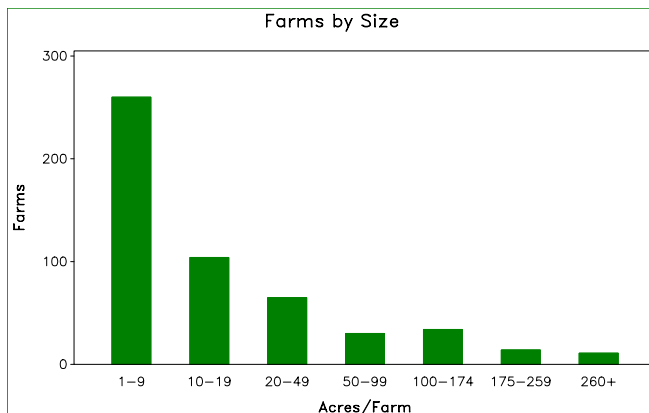
2007 CENSUS OF AGRICULTURE

Municipio Profile

San Sebastián, Puerto Rico



	2007	2002	% change
Number of Farms	518	784	- 34
Land in Farms	17,952 cuerdas	23,722 cuerdas	- 24
Average Size of Farm	35 cuerdas	30 cuerdas	+ 15
Market Value of Production	\$21,393,245	\$18,511,708	+ 16
Crop Sales \$6,063,458 (28 percent)			
Livestock Sales \$15,329,787 (72 percent)			
Average Per Farm	\$41,300	\$23,612	+ 75
Government Payments	\$1,038,825	\$2,156,900	- 52



2007 CENSUS OF AGRICULTURE

Municipio Profile

San Sebastián, Puerto Rico

Ranked items among the 78 Puerto Rico municipios

Item	Quantity	Rank	Universe ¹
MARKET VALUE OF AGRICULTURAL PRODUCTS SOLD (\$)			
Total value of agricultural products sold	21,393,245	6	77
Value of crops including nursery and greenhouse	6,063,458	8	77
Value of livestock, poultry, and their products	15,329,787	5	75
VALUE OF SALES BY COMMODITY GROUP (\$)			
Horticulture specialties	(D)	(D)	66
Plantains	2,119,330	6	76
Coffee	1,824,950	10	59
Vegetables or melons	2,200	58	68
Fruit	1,668,320	4	73
Bananas	207,645	10	71
Root crops or tubers	69,344	18	69
Grains	(D)	(D)	72
Grasses and other crops	(D)	(D)	48
Poultry and eggs	(D)	(D)	67
Cattle and calves	1,205,225	8	73
Milk products	13,999,854	4	43
Hogs and pigs	(D)	(D)	68
Aquaculture	904	16	18
Other livestock and other livestock products	36,154	16	68
TOP LIVESTOCK INVENTORY ITEMS (number)			
Cattle and calves	10,544	4	76
Poultry	3,323	30	73
Hogs and pigs	1,035	25	74
Goats	278	7	71
Rabbits	(D)	26	66
TOP CROP ITEMS (cuerdas)			
Coffee	2,180	9	59
Oranges	1,207	2	74
Plantains	644	9	76
Grasses or other crops	216	30	55
Avocados	146	2	70

Other Municipio Highlights

Economic Characteristics	Quantity
Farms by value of sales	
\$60,000 or more	54
\$40,000 to \$59,999	8
\$20,000 to \$39,999	32
\$10,000 to \$19,999	63
\$7,500 to \$9,999	19
\$5,000 to \$7,499	28
\$2,500 to \$4,999	92
\$1,000 to \$2,499	64
Less than \$1,000	158
Farm production expenses (\$)	
Wages and salaries	3,417,784
Contract labor	83,005

Operator Characteristics	Quantity
Principal operators by primary occupation:	
Farming	179
Other	290
Not reported	49
Principal operators by sex:	
Male	456
Female	35
Not reported	27
All operators by highest level of school attended:	
None	30
Elementary	92
Secondary	125
High school diploma	84
Some college	61
Bachelor's degree	42
Master's or PhD	33
Not reported	51

(D) Cannot be disclosed. (Z) Less than half of the unit shown. See "Census of Agriculture, Volume 1, Geographic Area Series" for complete footnotes.
¹ Universe is number of municipios in Puerto Rico with item.