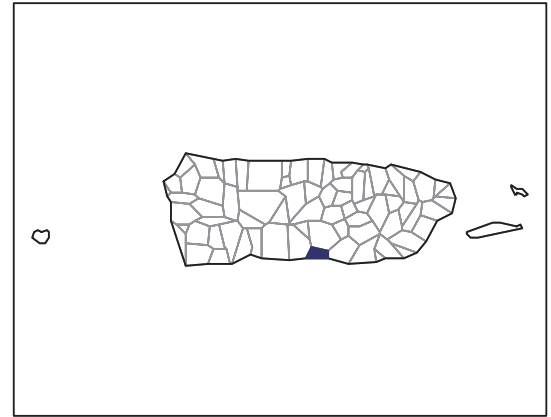


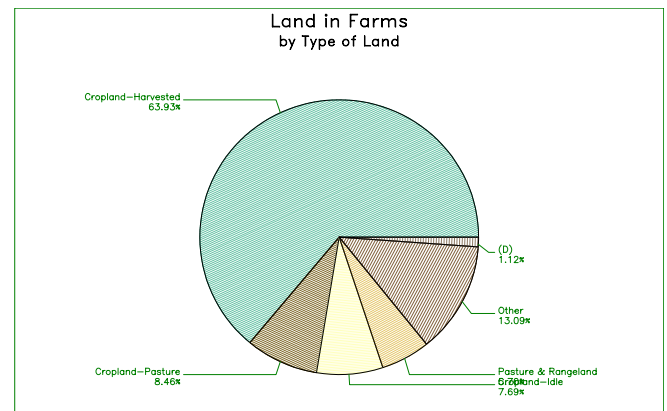
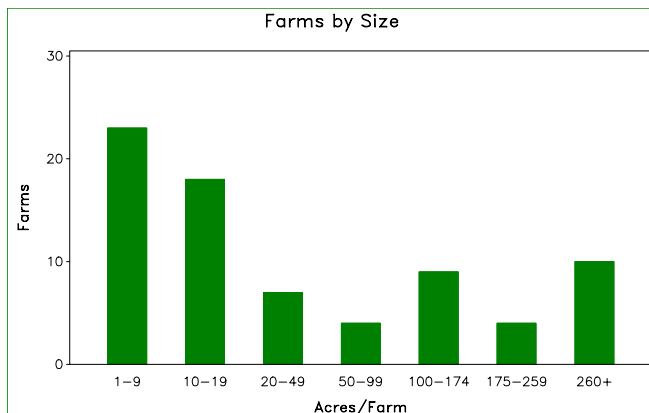
2007 CENSUS OF AGRICULTURE

Municipio Profile

Santa Isabel, Puerto Rico



	2007	2002	% change
Number of Farms	75	96	- 22
Land in Farms	9,786 cuerdas	10,774 cuerdas	- 9
Average Size of Farm	130 cuerdas	112 cuerdas	+ 16
Market Value of Production	\$36,739,006	\$22,014,005	+ 67
Crop Sales \$32,950,116 (90 percent)			
Livestock Sales \$3,788,890 (10 percent)			
Average Per Farm	\$489,853	\$229,313	+ 114
Government Payments	\$2,440,618	\$4,416,321	- 45



2007 CENSUS OF AGRICULTURE

Municipio Profile

Santa Isabel, Puerto Rico

Ranked items among the 78 Puerto Rico municipios

Item	Quantity	Rank	Universe ¹
MARKET VALUE OF AGRICULTURAL PRODUCTS SOLD (\$)			
Total value of agricultural products sold	36,739,006	2	77
Value of crops including nursery and greenhouse	32,950,116	1	77
Value of livestock, poultry, and their products	3,788,890	19	75
VALUE OF SALES BY COMMODITY GROUP (\$)			
Horticulture specialties	527,000	24	66
Plantains	(D)	(D)	76
Coffee	2,254	53	59
Vegetables or melons	20,013,985	1	68
Fruit	7,328,254	1	73
Bananas	(D)	(D)	71
Root crops or tubers	(D)	(D)	69
Grains	(D)	(D)	72
Grasses and other crops	42,750	29	48
Poultry and eggs	2,566,888	7	67
Cattle and calves	88,680	64	73
Milk products	(-)	(-)	43
Hogs and pigs	(-)	(-)	68
Aquaculture	(-)	(-)	18
Other livestock and other livestock products	1,133,322	2	68
TOP LIVESTOCK INVENTORY ITEMS (number)			
Poultry	325,905	6	73
Sheep	549	5	70
Horses	500	4	76
Cattle and calves	152	73	76
Goats	(D)	68	71
TOP CROP ITEMS (cuerdas)			
Vegetables	3,266	1	68
Mangoes	(D)	1	37
Plantains	(D)	17	76
Corn	(D)	1	30
Grasses or other crops	308	26	55

Other Municipio Highlights

Economic Characteristics	Quantity
Farms by value of sales	45
\$60,000 or more	(-)
\$40,000 to \$59,999	3
\$20,000 to \$39,999	9
\$10,000 to \$19,999	3
\$7,500 to \$9,999	1
\$5,000 to \$7,499	2
\$2,500 to \$4,999	7
\$1,000 to \$2,499	5
Less than \$1,000	
Farm production expenses (\$)	
Wages and salaries	12,680,336
Contract labor	39,600

Operator Characteristics	Quantity
Principal operators by primary occupation:	
Farming	43
Other	28
Not reported	4
Principal operators by sex:	
Male	68
Female	4
Not reported	3
All operators by highest level of school attended:	
None	(-)
Elementary	8
Secondary	8
High school diploma	16
Some college	10
Bachelor's degree	17
Master's or PhD	6
Not reported	10

(D) Cannot be disclosed. (Z) Less than half of the unit shown. See "Census of Agriculture, Volume 1, Geographic Area Series" for complete footnotes.

¹ Universe is number of municipios in Puerto Rico with item.