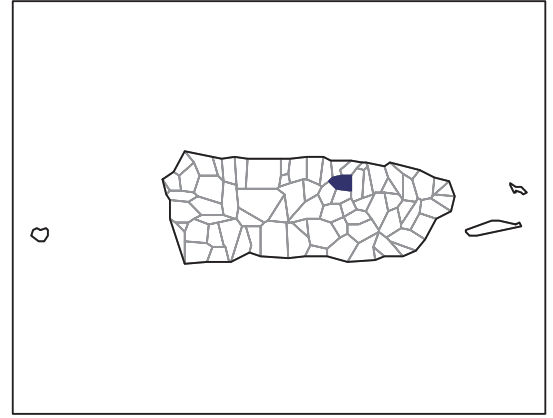


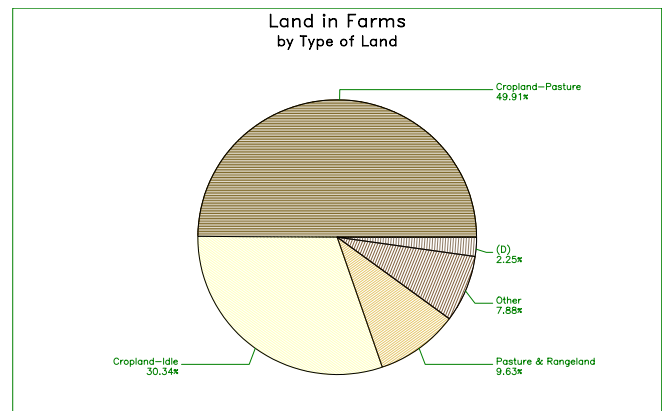
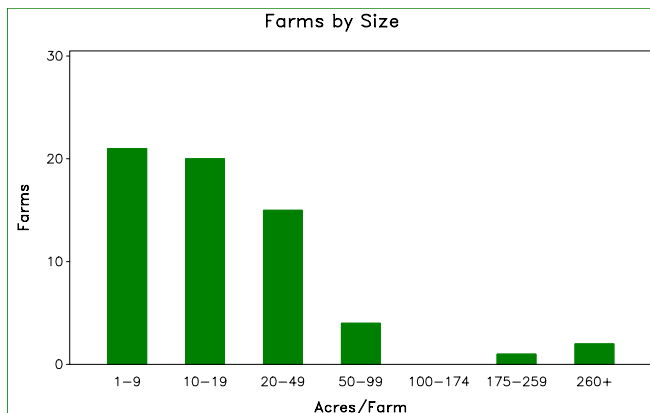
2007 CENSUS OF AGRICULTURE

Municipio Profile

Toa Alta, Puerto Rico



	2007	2002	% change
Number of Farms	63	57	+ 11
Land in Farms	2,807 cuerdas	4,678 cuerdas	- 40
Average Size of Farm	45 cuerdas	82 cuerdas	- 46
Market Value of Production	\$1,526,072	\$3,549,548	- 57
Crop Sales \$761,772 (50 percent)			
Livestock Sales \$764,300 (50 percent)			
Average Per Farm	\$24,223	\$62,273	- 61
Government Payments	\$87,207	\$322,927	- 73



2007 CENSUS OF AGRICULTURE

Municipio Profile

Toa Alta, Puerto Rico

Ranked items among the 78 Puerto Rico municipios

Item	Quantity	Rank	Universe ¹
MARKET VALUE OF AGRICULTURAL PRODUCTS SOLD (\$)			
Total value of agricultural products sold	1,526,072	58	77
Value of crops including nursery and greenhouse	761,772	56	77
Value of livestock, poultry, and their products	764,300	46	75
VALUE OF SALES BY COMMODITY GROUP (\$)			
Horticulture specialties	(D)	(D)	66
Plantains	(D)	(D)	76
Coffee	(-)	(-)	59
Vegetables or melons	(D)	(D)	68
Fruit	(D)	(D)	73
Bananas	(D)	(D)	71
Root crops or tubers	3,222	58	69
Grains	(D)	(D)	72
Grasses and other crops	(-)	(-)	48
Poultry and eggs	(D)	(D)	67
Cattle and calves	148,338	53	73
Milk products	(D)	(D)	43
Hogs and pigs	64,721	25	68
Aquaculture	(-)	(-)	18
Other livestock and other livestock products	(D)	(D)	68
TOP LIVESTOCK INVENTORY ITEMS (number)			
Cattle and calves	1,180	55	76
Poultry	781	52	73
Hogs and pigs	468	41	74
Rabbits	(D)	16	66
Horses	170	39	76
TOP CROP ITEMS (cuerdas)			
Plantains	29	62	76
Avocados	2	44	70
Yams	1	51	65
Lawn grass (sod) ²	(D)	(D)	21
Cassava ²	(D)	(D)	39

Other Municipio Highlights

Economic Characteristics	Quantity
Farms by value of sales	
\$60,000 or more	3
\$40,000 to \$59,999	(-)
\$20,000 to \$39,999	3
\$10,000 to \$19,999	5
\$7,500 to \$9,999	1
\$5,000 to \$7,499	5
\$2,500 to \$4,999	12
\$1,000 to \$2,499	16
Less than \$1,000	18
Farm production expenses (\$)	
Wages and salaries	471,450
Contract labor	(D)

Operator Characteristics	Quantity
Principal operators by primary occupation:	
Farming	20
Other	37
Not reported	6
Principal operators by sex:	
Male	55
Female	4
Not reported	4
All operators by highest level of school attended:	
None	(-)
Elementary	24
Secondary	7
High school diploma	10
Some college	5
Bachelor's degree	10
Master's or PhD	5
Not reported	2

(D) Cannot be disclosed. (Z) Less than half of the unit shown. See "Census of Agriculture, Volume 1, Geographic Area Series" for complete footnotes.

¹ Universe is number of municipios in Puerto Rico with item.

² Items with a rank that cannot be disclosed are separated by a blank line, position in table does not indicate rank.