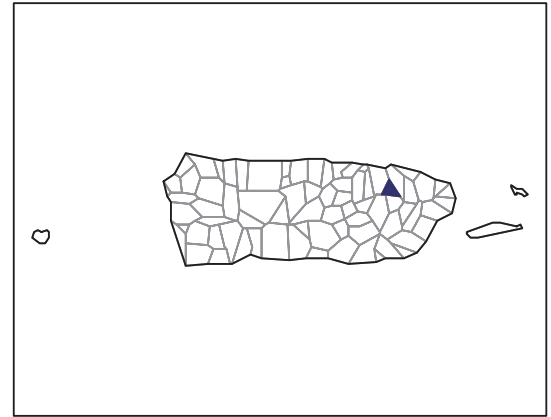


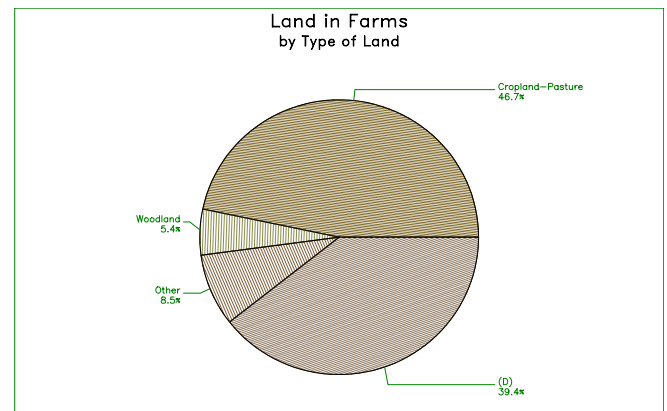
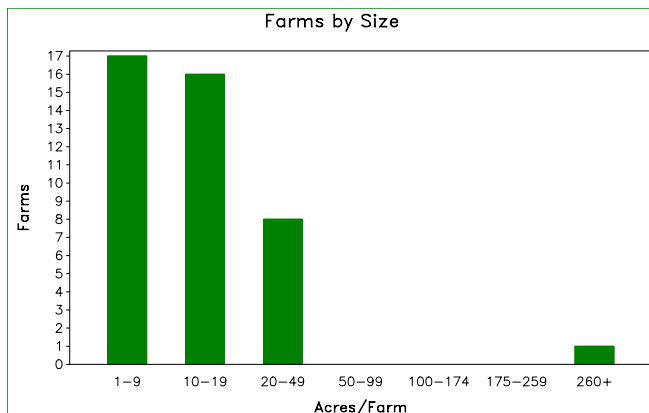
# 2007 CENSUS OF AGRICULTURE

## Municipio Profile

### Trujillo Alto, Puerto Rico



	2007	2002	% change
<b>Number of Farms</b>	42	25	+ 68
<b>Land in Farms</b>	1,413 cuerdas	249 cuerdas	+ 468
<b>Average Size of Farm</b>	34 cuerdas	10 cuerdas	+ 238
<b>Market Value of Production</b>	\$2,305,090	\$2,623,694	- 12
Crop Sales \$2,046,528 (89 percent)			
Livestock Sales \$258,562 (11 percent)			
<b>Average Per Farm</b>	\$54,883	\$104,948	- 48
<b>Government Payments</b>	(D)	(D)	



# 2007 CENSUS OF AGRICULTURE

## Municipio Profile

### Trujillo Alto, Puerto Rico

#### Ranked items among the 78 Puerto Rico municipios

Item	Quantity	Rank	Universe <sup>1</sup>
<b>MARKET VALUE OF AGRICULTURAL PRODUCTS SOLD (\$)</b>			
Total value of agricultural products sold	2,305,090	49	77
Value of crops including nursery and greenhouse	2,046,528	31	77
Value of livestock, poultry, and their products	258,562	65	75
<b>VALUE OF SALES BY COMMODITY GROUP (\$)</b>			
Horticulture specialties	1,981,106	6	66
Plantains	24,075	68	76
Coffee	(D)	(D)	59
Vegetables or melons	(D)	(D)	68
Fruit	5,008	54	73
Bananas	(-)	(-)	71
Root crops or tubers	(-)	(-)	69
Grains	555	68	72
Grasses and other crops	(-)	(-)	48
Poultry and eggs	221,510	23	67
Cattle and calves	(D)	(D)	73
Milk products	(-)	(-)	43
Hogs and pigs	(D)	(D)	68
Aquaculture	(-)	(-)	18
Other livestock and other livestock products	(D)	(D)	68
<b>TOP LIVESTOCK INVENTORY ITEMS (number)</b>			
Poultry	884	50	73
Cattle and calves	360	71	76
Horses	94	60	76
Sheep	(D)	60	70
Hogs and pigs <sup>2</sup>	(D)	(D)	74
<b>TOP CROP ITEMS (cuerdas)</b>			
Plantains	24	65	76
Palm trees	14	14	51
Avocados	2	43	70
Vegetables <sup>2</sup>	(D)	(D)	68
Coffee <sup>2</sup>	(D)	(D)	59

#### Other Municipio Highlights

Economic Characteristics	Quantity
Farms by value of sales	
\$60,000 or more	4
\$40,000 to \$59,999	(-)
\$20,000 to \$39,999	4
\$10,000 to \$19,999	4
\$7,500 to \$9,999	1
\$5,000 to \$7,499	4
\$2,500 to \$4,999	6
\$1,000 to \$2,499	1
Less than \$1,000	18
Farm production expenses (\$)	
Wages and salaries	437,040
Contract labor	(D)

Operator Characteristics	Quantity
Principal operators by primary occupation:	
Farming	18
Other	21
Not reported	3
Principal operators by sex:	
Male	36
Female	4
Not reported	2
All operators by highest level of school attended:	
None	(-)
Elementary	9
Secondary	8
High school diploma	14
Some college	2
Bachelor's degree	4
Master's or PhD	4
Not reported	1

(D) Cannot be disclosed. (Z) Less than half of the unit shown. See "Census of Agriculture, Volume 1, Geographic Area Series" for complete footnotes.

<sup>1</sup> Universe is number of municipios in Puerto Rico with item.

<sup>2</sup> Items with a rank that cannot be disclosed are separated by a blank line, position in table does not indicate rank.