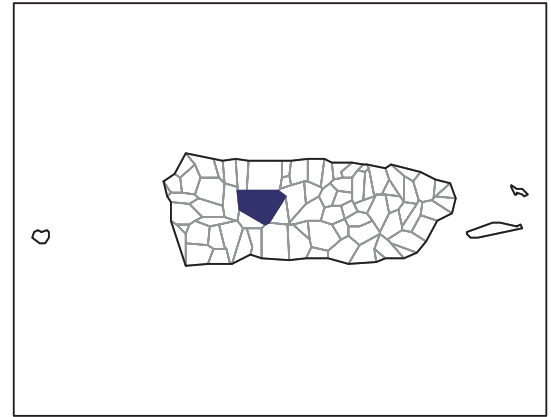


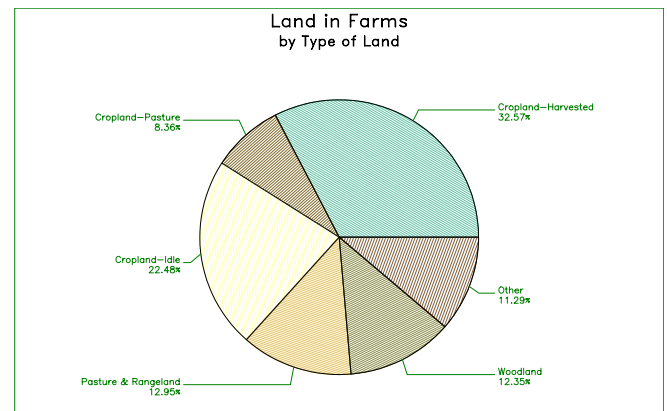
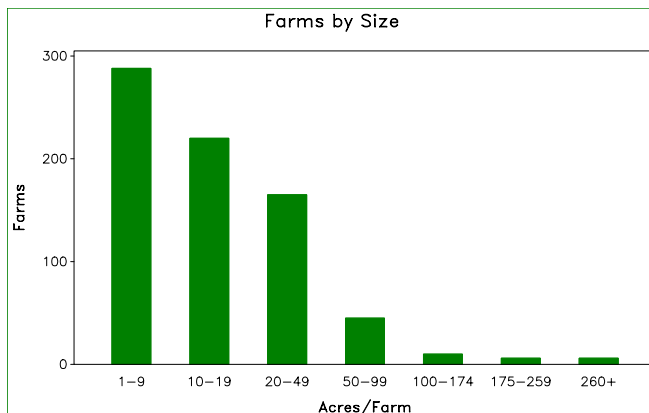
2007 CENSUS OF AGRICULTURE

Municipio Profile

Utua, Puerto Rico



	2007	2002	% change
Number of Farms	740	1,241	- 40
Land in Farms	16,525 cuerdas	23,741 cuerdas	- 30
Average Size of Farm	22 cuerdas	19 cuerdas	+ 17
Market Value of Production	\$10,114,707	\$10,706,611	- 6
Crop Sales \$7,415,880 (73 percent)			
Livestock Sales \$2,698,827 (27 percent)			
Average Per Farm	\$13,669	\$8,627	+ 58
Government Payments	\$593,270	\$1,063,652	- 44



2007 CENSUS OF AGRICULTURE

Municipio Profile

Utuado, Puerto Rico

Ranked items among the 78 Puerto Rico municipios

Item	Quantity	Rank	Universe ¹
MARKET VALUE OF AGRICULTURAL PRODUCTS SOLD (\$)			
Total value of agricultural products sold	10,114,707	16	77
Value of crops including nursery and greenhouse	7,415,880	6	77
Value of livestock, poultry, and their products	2,698,827	24	75
VALUE OF SALES BY COMMODITY GROUP (\$)			
Horticulture specialties	157,850	47	66
Plantains	1,742,583	10	76
Coffee	4,101,576	3	59
Vegetables or melons	387,851	12	68
Fruit	554,107	6	73
Bananas	328,304	6	71
Root crops or tubers	40,408	25	69
Grains	(D)	(D)	72
Grasses and other crops	(D)	(D)	48
Poultry and eggs	(D)	(D)	67
Cattle and calves	260,505	39	73
Milk products	2,247,605	14	43
Hogs and pigs	39,314	38	68
Aquaculture	(D)	(D)	18
Other livestock and other livestock products	147,538	5	68
TOP LIVESTOCK INVENTORY ITEMS (number)			
Poultry	(D)	16	73
Cattle and calves	2,379	30	76
Hogs and pigs	536	38	74
Horses	347	9	76
Hives of bees	200	4	31
TOP CROP ITEMS (cuerdas)			
Coffee	3,826	3	59
Plantains	691	7	76
Oranges	606	4	74
Grasses or other crops	353	23	55
Bananas	330	6	73

Other Municipio Highlights

Economic Characteristics	Quantity
Farms by value of sales	
\$60,000 or more	25
\$40,000 to \$59,999	9
\$20,000 to \$39,999	64
\$10,000 to \$19,999	104
\$7,500 to \$9,999	53
\$5,000 to \$7,499	87
\$2,500 to \$4,999	119
\$1,000 to \$2,499	143
Less than \$1,000	136
Farm production expenses (\$)	
Wages and salaries	2,858,759
Contract labor	191,455

Operator Characteristics	Quantity
Principal operators by primary occupation:	
Farming	304
Other	362
Not reported	74
Principal operators by sex:	
Male	602
Female	86
Not reported	52
All operators by highest level of school attended:	
None	21
Elementary	222
Secondary	165
High school diploma	131
Some college	61
Bachelor's degree	66
Master's or PhD	20
Not reported	54

(D) Cannot be disclosed. (Z) Less than half of the unit shown. See "Census of Agriculture, Volume 1, Geographic Area Series" for complete footnotes.

¹ Universe is number of municipios in Puerto Rico with item.