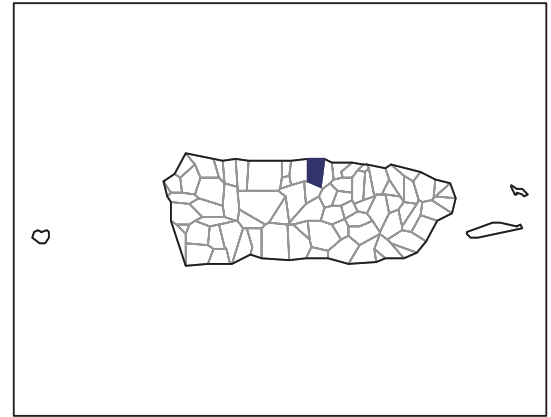


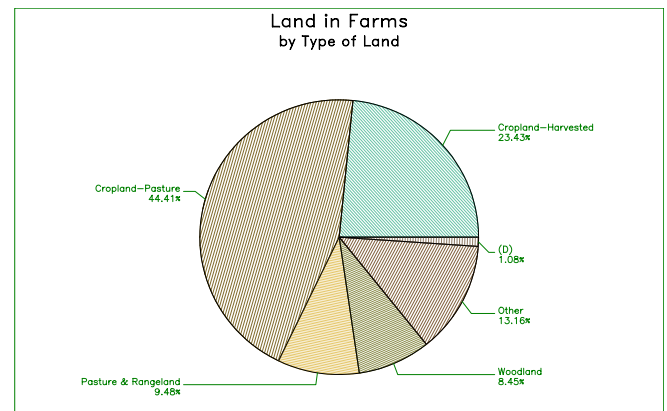
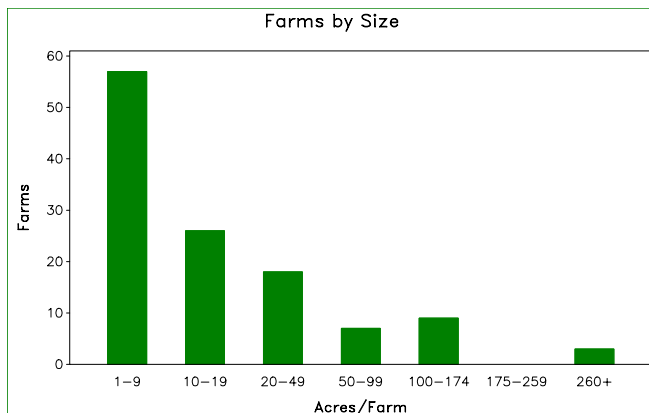
2007 CENSUS OF AGRICULTURE

Municipio Profile

Vega Baja, Puerto Rico



	2007	2002	% change
Number of Farms	120	134	- 10
Land in Farms	4,274 cuerdas	6,944 cuerdas	- 38
Average Size of Farm	36 cuerdas	52 cuerdas	- 31
Market Value of Production	\$3,130,900	\$4,611,920	- 32
Crop Sales \$1,639,288 (52 percent)			
Livestock Sales \$1,491,612 (48 percent)			
Average Per Farm	\$26,091	\$34,417	- 24
Government Payments	(D)	\$459,737	



2007 CENSUS OF AGRICULTURE

Municipio Profile

Vega Baja, Puerto Rico

Ranked items among the 78 Puerto Rico municipios

Item	Quantity	Rank	Universe ¹
MARKET VALUE OF AGRICULTURAL PRODUCTS SOLD (\$)			
Total value of agricultural products sold	3,130,900	46	77
Value of crops including nursery and greenhouse	1,639,288	36	77
Value of livestock, poultry, and their products	1,491,612	34	75
VALUE OF SALES BY COMMODITY GROUP (\$)			
Horticulture specialties	(D)	(D)	66
Plantains	99,775	51	76
Coffee	8,926	40	59
Vegetables or melons	(D)	(D)	68
Fruit	44,535	32	73
Bananas	5,300	48	71
Root crops or tubers	45,730	23	69
Grains	6,340	39	72
Grasses and other crops	275,975	10	48
Poultry and eggs	40,542	29	67
Cattle and calves	362,088	30	73
Milk products	(D)	(D)	43
Hogs and pigs	(D)	(D)	68
Aquaculture	(-)	(-)	18
Other livestock and other livestock products	(D)	(D)	68
TOP LIVESTOCK INVENTORY ITEMS (number)			
Poultry	2,270	36	73
Cattle and calves	2,133	33	76
Hogs and pigs	1,092	24	74
Rabbits	201	24	66
Sheep	158	22	70
TOP CROP ITEMS (cuerdas)			
Grasses or other crops	861	10	55
Vegetables	138	9	68
Plantains	62	50	76
Oranges	24	26	74
Coffee	20	39	59

Other Municipio Highlights

Economic Characteristics	Quantity
Farms by value of sales	
\$60,000 or more	11
\$40,000 to \$59,999	6
\$20,000 to \$39,999	8
\$10,000 to \$19,999	11
\$7,500 to \$9,999	7
\$5,000 to \$7,499	9
\$2,500 to \$4,999	17
\$1,000 to \$2,499	17
Less than \$1,000	34
Farm production expenses (\$)	
Wages and salaries	640,590
Contract labor	54,200

Operator Characteristics	Quantity
Principal operators by primary occupation:	
Farming	38
Other	78
Not reported	4
Principal operators by sex:	
Male	106
Female	11
Not reported	3
All operators by highest level of school attended:	
None	(-)
Elementary	22
Secondary	35
High school diploma	19
Some college	18
Bachelor's degree	7
Master's or PhD	8
Not reported	11

(D) Cannot be disclosed. (Z) Less than half of the unit shown. See "Census of Agriculture, Volume 1, Geographic Area Series" for complete footnotes.

¹ Universe is number of municipios in Puerto Rico with item.