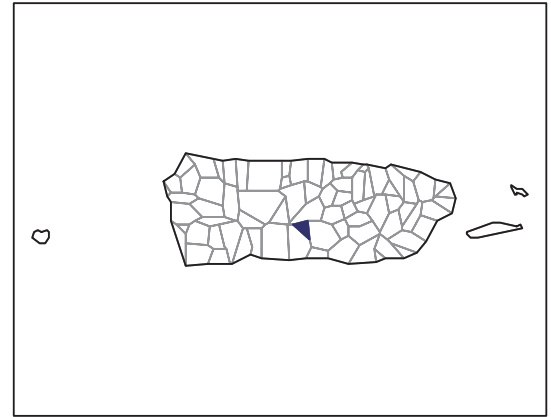


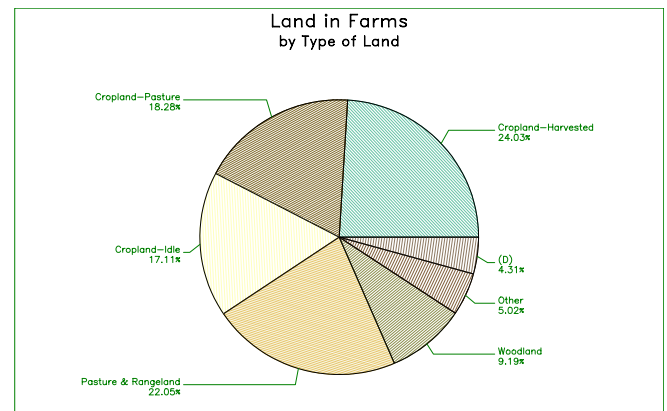
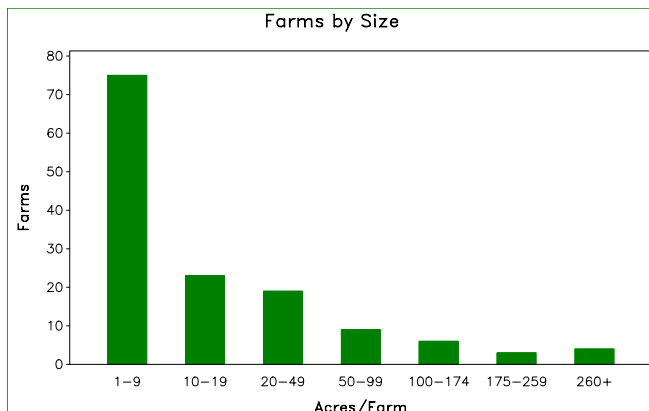
# 2007 CENSUS OF AGRICULTURE

## Municipio Profile

### Villalba, Puerto Rico



	2007	2002	% change
<b>Number of Farms</b>	139	246	- 43
<b>Land in Farms</b>	4,247 cuerdas	8,588 cuerdas	- 51
<b>Average Size of Farm</b>	31 cuerdas	35 cuerdas	- 12
<b>Market Value of Production</b>	\$1,727,623	\$2,563,516	- 33
Crop Sales \$1,426,241 (83 percent)			
Livestock Sales \$301,382 (17 percent)			
<b>Average Per Farm</b>	\$12,429	\$10,421	+ 19
<b>Government Payments</b>	\$180,098	\$509,957	- 65



# 2007 CENSUS OF AGRICULTURE

## Municipio Profile

### Villalba, Puerto Rico

#### Ranked items among the 78 Puerto Rico municipios

Item	Quantity	Rank	Universe <sup>1</sup>
<b>MARKET VALUE OF AGRICULTURAL PRODUCTS SOLD (\$)</b>			
Total value of agricultural products sold	1,727,623	56	77
Value of crops including nursery and greenhouse	1,426,241	39	77
Value of livestock, poultry, and their products	301,382	64	75
<b>VALUE OF SALES BY COMMODITY GROUP (\$)</b>			
Horticulture specialties	(D)	(D)	66
Plantains	250,840	36	76
Coffee	869,746	11	59
Vegetables or melons	10,297	52	68
Fruit	21,192	40	73
Bananas	(D)	(D)	71
Root crops or tubers	20,700	40	69
Grains	241,246	1	72
Grasses and other crops	(-)	(-)	48
Poultry and eggs	178,816	24	67
Cattle and calves	118,881	61	73
Milk products	(-)	(-)	43
Hogs and pigs	(D)	(D)	68
Aquaculture	(-)	(-)	18
Other livestock and other livestock products	(D)	(D)	68
<b>TOP LIVESTOCK INVENTORY ITEMS (number)</b>			
Poultry	12,252	23	73
Cattle and calves	901	61	76
Sheep	133	28	70
Hogs and pigs	87	64	74
Horses	71	67	76
<b>TOP CROP ITEMS (cuerdas)</b>			
Coffee	699	13	59
Pigeon peas	138	2	59
Plantains	98	36	76
Vegetables	38	27	68
Green beans	35	4	65

#### Other Municipio Highlights

Economic Characteristics	Quantity
Farms by value of sales	
\$60,000 or more	5
\$40,000 to \$59,999	4
\$20,000 to \$39,999	8
\$10,000 to \$19,999	13
\$7,500 to \$9,999	5
\$5,000 to \$7,499	9
\$2,500 to \$4,999	36
\$1,000 to \$2,499	29
Less than \$1,000	30
Farm production expenses (\$)	
Wages and salaries	498,640
Contract labor	102,200

Operator Characteristics	Quantity
Principal operators by primary occupation:	
Farming	58
Other	68
Not reported	13
Principal operators by sex:	
Male	108
Female	13
Not reported	18
All operators by highest level of school attended:	
None	(-)
Elementary	46
Secondary	27
High school diploma	21
Some college	15
Bachelor's degree	12
Master's or PhD	5
Not reported	13

(D) Cannot be disclosed. (Z) Less than half of the unit shown. See "Census of Agriculture, Volume 1, Geographic Area Series" for complete footnotes.

<sup>1</sup> Universe is number of municipios in Puerto Rico with item.