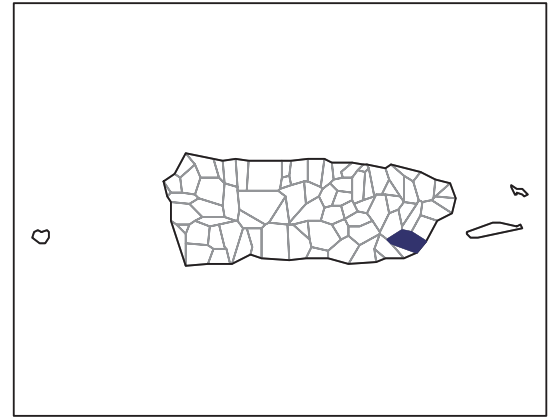


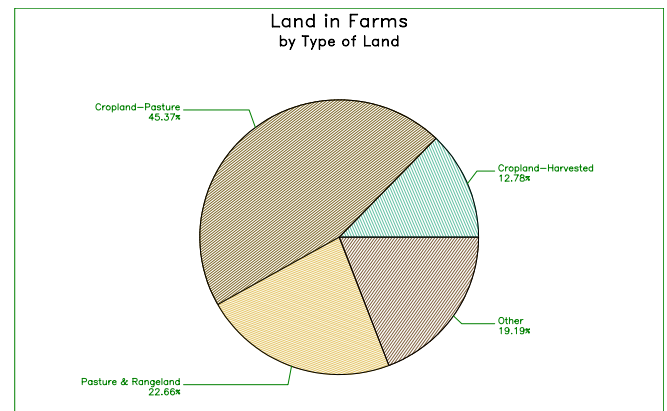
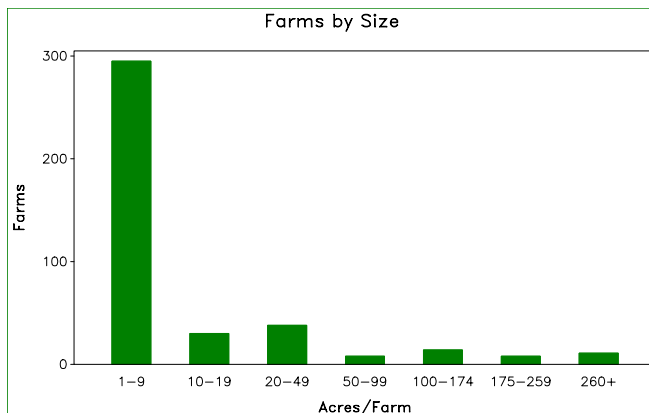
2007 CENSUS OF AGRICULTURE

Municipio Profile

Yabucoa, Puerto Rico



| | 2007 | 2002 | % change |
|--|----------------|----------------|----------|
| Number of Farms | 404 | 230 | + 76 |
| Land in Farms | 11,732 cuerdas | 11,351 cuerdas | + 3 |
| Average Size of Farm | 29 cuerdas | 49 cuerdas | - 41 |
| Market Value of Production | \$7,683,497 | \$5,659,700 | + 36 |
| Crop Sales \$4,816,867 (63 percent) | | | |
| Livestock Sales \$2,866,630 (37 percent) | | | |
| Average Per Farm | \$19,019 | \$24,607 | - 23 |
| Government Payments | \$440,030 | \$484,306 | - 9 |



2007 CENSUS OF AGRICULTURE

Municipio Profile

Yabucoa, Puerto Rico

Ranked items among the 78 Puerto Rico municipios

| Item | Quantity | Rank | Universe ¹ |
|--|-----------|------|-----------------------|
| MARKET VALUE OF AGRICULTURAL PRODUCTS SOLD (\$) | | | |
| Total value of agricultural products sold | 7,683,497 | 23 | 77 |
| Value of crops including nursery and greenhouse | 4,816,867 | 15 | 77 |
| Value of livestock, poultry, and their products | 2,866,630 | 21 | 75 |
| VALUE OF SALES BY COMMODITY GROUP (\$) | | | |
| Horticulture specialties | 324,000 | 34 | 66 |
| Plantains | 4,164,015 | 1 | 76 |
| Coffee | (-) | (-) | 59 |
| Vegetables or melons | (D) | (D) | 68 |
| Fruit | (D) | (D) | 73 |
| Bananas | 1,881 | 57 | 71 |
| Root crops or tubers | 229,306 | 8 | 69 |
| Grains | 7,727 | 35 | 72 |
| Grasses and other crops | (D) | (D) | 48 |
| Poultry and eggs | 11,239 | 35 | 67 |
| Cattle and calves | 775,476 | 14 | 73 |
| Milk products | 2,024,201 | 17 | 43 |
| Hogs and pigs | 44,900 | 33 | 68 |
| Aquaculture | (D) | (D) | 18 |
| Other livestock and other livestock products | (D) | (D) | 68 |
| TOP LIVESTOCK INVENTORY ITEMS (number) | | | |
| Cattle and calves | 6,166 | 13 | 76 |
| Poultry | 4,039 | 26 | 73 |
| Hogs and pigs | 1,144 | 20 | 74 |
| Horses | 307 | 13 | 76 |
| Goats | 273 | 8 | 71 |
| TOP CROP ITEMS (cuerdas) | | | |
| Plantains | 1,618 | 1 | 76 |
| Yams | 52 | 7 | 65 |
| Sweet potatoes | 42 | 2 | 33 |
| Dasheens | 23 | 4 | 42 |
| Grasses or other crops ² | (D) | (D) | 55 |

Other Municipio Highlights

| Economic Characteristics | Quantity |
|-------------------------------|-----------|
| Farms by value of sales | |
| \$60,000 or more | 30 |
| \$40,000 to \$59,999 | 2 |
| \$20,000 to \$39,999 | 15 |
| \$10,000 to \$19,999 | 9 |
| \$7,500 to \$9,999 | 18 |
| \$5,000 to \$7,499 | 20 |
| \$2,500 to \$4,999 | 24 |
| \$1,000 to \$2,499 | 139 |
| Less than \$1,000 | 147 |
| Farm production expenses (\$) | |
| Wages and salaries | 1,392,428 |
| Contract labor | 22,980 |

| Operator Characteristics | Quantity |
|--|----------|
| Principal operators by primary occupation: | |
| Farming | 132 |
| Other | 263 |
| Not reported | 9 |
| Principal operators by sex: | |
| Male | 363 |
| Female | 28 |
| Not reported | 13 |
| All operators by highest level of school attended: | |
| None | 2 |
| Elementary | 124 |
| Secondary | 106 |
| High school diploma | 69 |
| Some college | 38 |
| Bachelor's degree | 57 |
| Master's or PhD | 5 |
| Not reported | 3 |

(D) Cannot be disclosed. (Z) Less than half of the unit shown. See "Census of Agriculture, Volume 1, Geographic Area Series" for complete footnotes.

¹ Universe is number of municipios in Puerto Rico with item.

² Items with a rank that cannot be disclosed are separated by a blank line, position in table does not indicate rank.