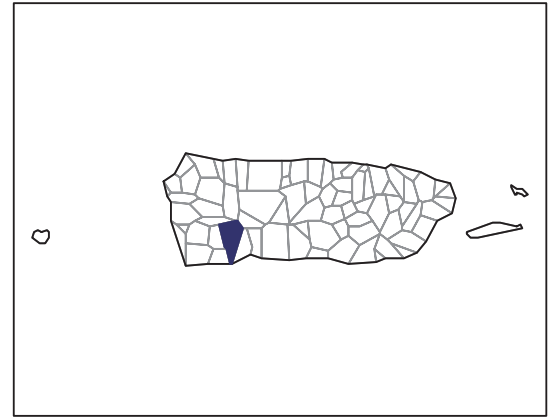


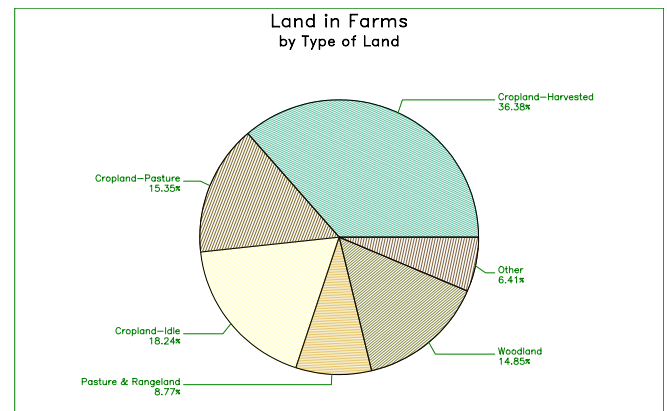
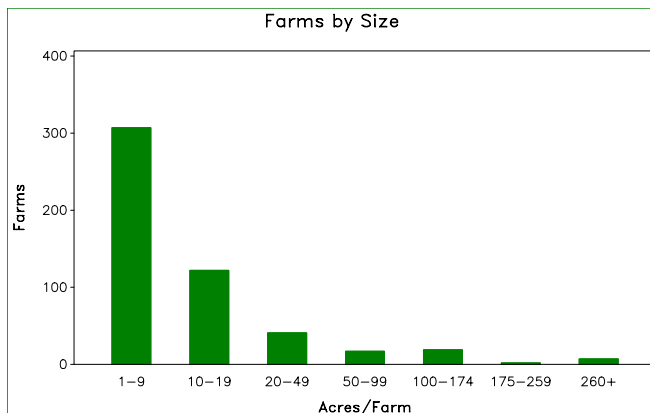
2007 CENSUS OF AGRICULTURE

Municipio Profile

Yauco, Puerto Rico



	2007	2002	% change
Number of Farms	515	582	- 12
Land in Farms	11,198 cuerdas	15,568 cuerdas	- 28
Average Size of Farm	22 cuerdas	27 cuerdas	- 19
Market Value of Production	\$7,898,405	\$6,740,122	+ 17
Crop Sales \$7,686,331 (97 percent)			
Livestock Sales \$212,074 (3 percent)			
Average Per Farm	\$15,337	\$11,581	+ 32
Government Payments	\$763,003	\$1,238,265	- 38



2007 CENSUS OF AGRICULTURE

Municipio Profile

Yauco, Puerto Rico

Ranked items among the 78 Puerto Rico municipios

Item	Quantity	Rank	Universe ¹
MARKET VALUE OF AGRICULTURAL PRODUCTS SOLD (\$)			
Total value of agricultural products sold	7,898,405	22	77
Value of crops including nursery and greenhouse	7,686,331	4	77
Value of livestock, poultry, and their products	212,074	66	75
VALUE OF SALES BY COMMODITY GROUP (\$)			
Horticulture specialties	3,424	65	66
Plantains	784,830	19	76
Coffee	2,977,167	6	59
Vegetables or melons	173,639	23	68
Fruit	(D)	(D)	73
Bananas	3,403,271	1	71
Root crops or tubers	4,592	52	69
Grains	34,744	11	72
Grasses and other crops	(D)	(D)	48
Poultry and eggs	757	55	67
Cattle and calves	114,915	62	73
Milk products	(-)	(-)	43
Hogs and pigs	8,500	54	68
Aquaculture	(-)	(-)	18
Other livestock and other livestock products	87,902	9	68
TOP LIVESTOCK INVENTORY ITEMS (number)			
Poultry	3,628	28	73
Cattle and calves	1,116	56	76
Hives of bees	707	1	31
Hogs and pigs	362	48	74
Horses	185	34	76
TOP CROP ITEMS (cuerdas)			
Coffee	2,769	6	59
Bananas	856	2	73
Plantains	387	18	76
Oranges	286	7	74
Vegetables	254	6	68

Other Municipio Highlights

Economic Characteristics	Quantity
Farms by value of sales	
\$60,000 or more	17
\$40,000 to \$59,999	6
\$20,000 to \$39,999	30
\$10,000 to \$19,999	54
\$7,500 to \$9,999	18
\$5,000 to \$7,499	35
\$2,500 to \$4,999	102
\$1,000 to \$2,499	98
Less than \$1,000	155
Farm production expenses (\$)	
Wages and salaries	3,132,120
Contract labor	39,459

Operator Characteristics	Quantity
Principal operators by primary occupation:	
Farming	137
Other	286
Not reported	92
Principal operators by sex:	
Male	416
Female	37
Not reported	62
All operators by highest level of school attended:	
None	28
Elementary	112
Secondary	106
High school diploma	103
Some college	57
Bachelor's degree	16
Master's or PhD	21
Not reported	72

(D) Cannot be disclosed. (Z) Less than half of the unit shown. See "Census of Agriculture, Volume 1, Geographic Area Series" for complete footnotes.

¹ Universe is number of municipios in Puerto Rico with item.