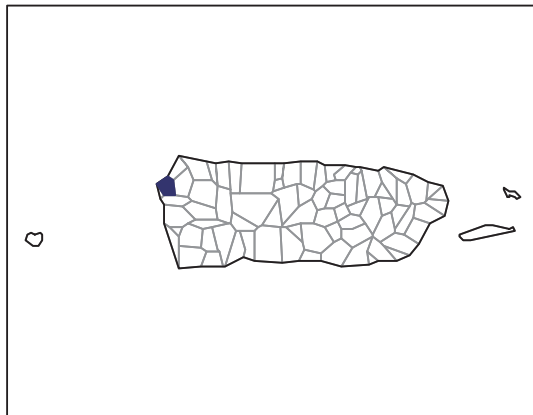


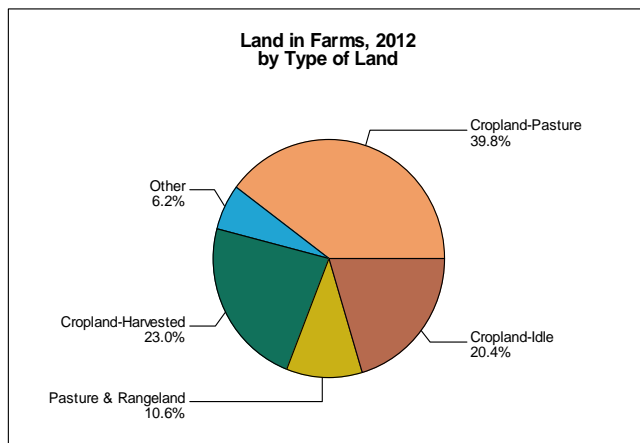
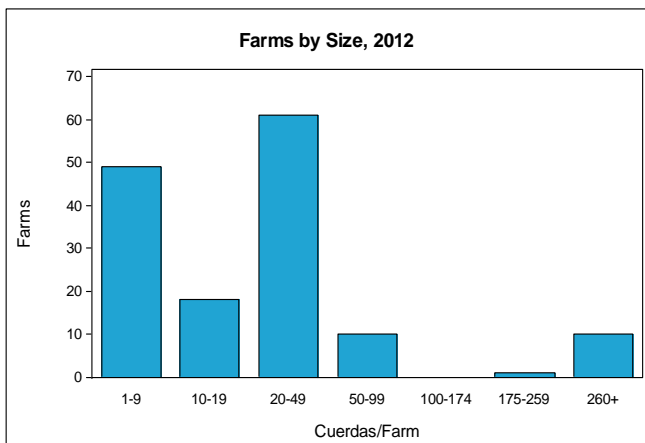
2012 CENSUS OF AGRICULTURE

MUNICIPIO PROFILE



Aguada Municipio Puerto Rico

	2012	2007	% change
Number of Farms	149	307	- 51
Land in Farms	7,185 cuerdas	5,716 cuerdas	+ 26
Average Size of Farm	48 cuerdas	19 cuerdas	+ 153
Market Value of Products Sold	\$2,796,164	\$1,908,237	+ 47
Crop Sales \$1,990,816 (71 percent)			
Livestock Sales \$805,348 (29 percent)			
Average Per Farm	\$18,766	\$6,216	+ 202
Government Payments	\$142,931	\$107,029	+ 34





Aguada Municipio – Puerto Rico

Ranked items among the 76 municipios, 2012

Item	Quantity	Island Rank	Universe ¹
MARKET VALUE OF AGRICULTURAL PRODUCTS SOLD (\$)			
Total value of agricultural products sold	2,796,164	52	76
Value of Value of crops sold	1,990,816	41	75
Value of livestock, poultry, and their products	805,348	46	75
VALUE OF SALES BY COMMODITY GROUP (\$)			
Nursery and greenhouse crops	184,100	35	64
Plantains	533,055	29	71
Coffee	22,734	38	55
Vegetables or melons	296,484	25	69
Fruit	20,482	50	68
Bananas	3,752	48	60
Root crops or tubers	206,356	7	63
Grains	5,268	44	60
Grasses	718,585	5	58
Poultry and eggs	(D)	42	63
Cattle and calves	(D)	16	75
Milk and other dairy products from cows sold	-	-	-
Hogs and pigs	(D)	11	61
Aquaculture	-	-	-
Other livestock and other livestock products	(D)	56	63
TOP LIVESTOCK INVENTORY ITEMS (number)			
Cattle and Calves	3,216	20	75
Hogs and Pigs	1,427	12	62
Poultry	839	31	74
Rabbits	250	23	57
Sheep	148	18	63
TOP CROP ITEMS (cuerdas)			
Grasses	1,309	6	60
Plantains	111	40	71
Coffee	81	33	56
Vegetables	62	20	69
Taniers	29	4	54

Other Municipio Highlights, 2012

Economic Characteristics	Quantity
Farms by value of sales:	
Less than \$1,000	38
\$1,000 to \$2,499	15
\$2,500 to \$4,999	28
\$5,000 to \$7,499	7
\$7,500 to \$9,999	21
\$10,000 to \$19,999	14
\$20,000 to \$39,999	13
\$40,000 to \$59,999	3
\$60,000 or more	10
Farm production expenses (\$):	
Wages and salaries	1,025,401
Contract labor	(D)

Operator Characteristics	Quantity
Principal operators by primary occupation:	
Agricultural	54
Nonagricultural	95
Principal operators by sex:	
Male	147
Female	12
All operators by highest level of school attended:	
None	7
Elementary	19
Secondary	24
High school diploma	58
Some college	16
Bachelor's degree	20
Master's or PhD	5

See "Census of Agriculture, Volume 1, Geographic Area Series" for complete footnotes, explanations, definitions, and methodology.

- Represents zero. (D) Withheld to avoid disclosing data for individual operations.

¹ Universe is number of municipios in Puerto Rico with item..