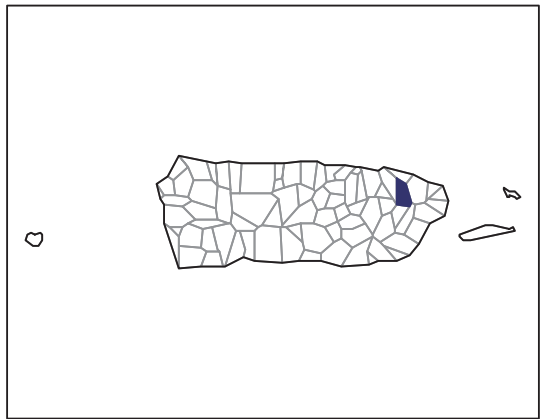


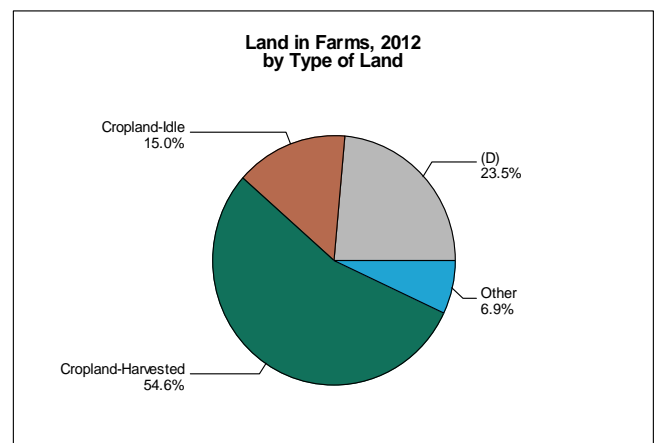
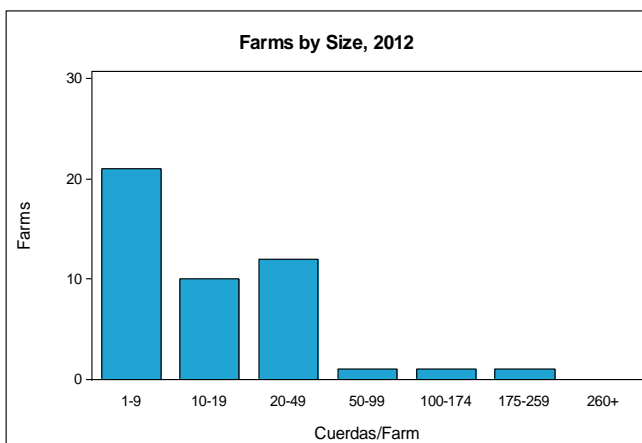
2012 CENSUS OF AGRICULTURE

MUNICIPIO PROFILE



Canóvanas Municipio Puerto Rico

	2012	2007	% change
Number of Farms	46	151	- 70
Land in Farms	1,039 cuerdas	4,072 cuerdas	- 74
Average Size of Farm	23 cuerdas	27 cuerdas	- 15
Market Value of Products Sold	\$1,065,639	\$1,896,962	- 44
Crop Sales \$870,823 (82 percent)			
Livestock Sales \$194,816 (18 percent)			
Average Per Farm	\$23,166	\$12,563	+ 84
Government Payments	(D)	\$133,340	





Canóvanas Municipio – Puerto Rico

Ranked items among the 76 municipios, 2012

Item	Quantity	Island Rank	Universe ¹
MARKET VALUE OF AGRICULTURAL PRODUCTS SOLD (\$)			
Total value of agricultural products sold	1,065,639	66	76
Value of Value of crops sold	870,823	55	75
Value of livestock, poultry, and their products	194,816	69	75
VALUE OF SALES BY COMMODITY GROUP (\$)			
Nursery and greenhouse crops	104,304	47	64
Plantains	(D)	63	71
Coffee	(D)	54	55
Vegetables or melons	(D)	12	69
Fruit	6,024	62	68
Bananas	(D)	41	60
Root crops or tubers	(D)	43	63
Grains	-	61	60
Grasses	-	63	58
Poultry and eggs	(D)	60	63
Cattle and calves	(D)	66	75
Milk and other dairy products from cows sold	-	-	-
Hogs and pigs	94,780	20	61
Aquaculture	(D)	10	19
Other livestock and other livestock products	(D)	30	63
TOP LIVESTOCK INVENTORY ITEMS (number)			
Rabbits	(D)	3	57
Hogs and Pigs	1,021	17	62
Cattle and Calves	440	67	75
Poultry	197	61	74
Sheep	(D)	10	63
TOP CROP ITEMS (cuerdas)			
Plantains	35	56	71
Oranges	(D)	46	70
Vegetables	10	48	69
Grapefruit	(D)	16	45
Bananas	(D)	43	61

Other Municipio Highlights, 2012

Economic Characteristics	Quantity
Farms by value of sales:	
Less than \$1,000	8
\$1,000 to \$2,499	8
\$2,500 to \$4,999	9
\$5,000 to \$7,499	2
\$7,500 to \$9,999	1
\$10,000 to \$19,999	12
\$20,000 to \$39,999	3
\$40,000 to \$59,999	1
\$60,000 or more	2
Farm production expenses (\$):	
Wages and salaries	320,822
Contract labor	-

Operator Characteristics	Quantity
Principal operators by primary occupation:	
Agricultural	12
Nonagricultural	34
Principal operators by sex:	
Male	44
Female	5
All operators by highest level of school attended:	
None	1
Elementary	3
Secondary	15
High school diploma	15
Some college	1
Bachelor's degree	8
Master's or PhD	3

See "Census of Agriculture, Volume 1, Geographic Area Series" for complete footnotes, explanations, definitions, and methodology.

- Represents zero. (D) Withheld to avoid disclosing data for individual operations.

¹ Universe is number of municipios in Puerto Rico with item..