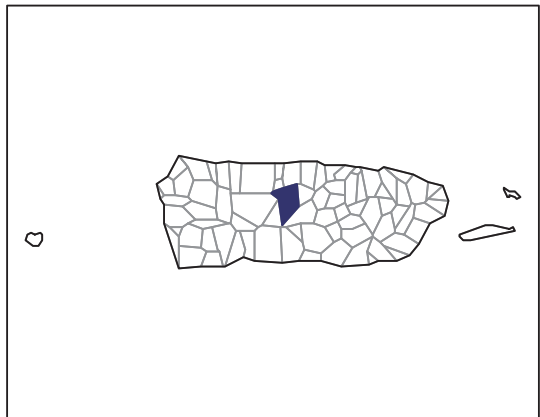


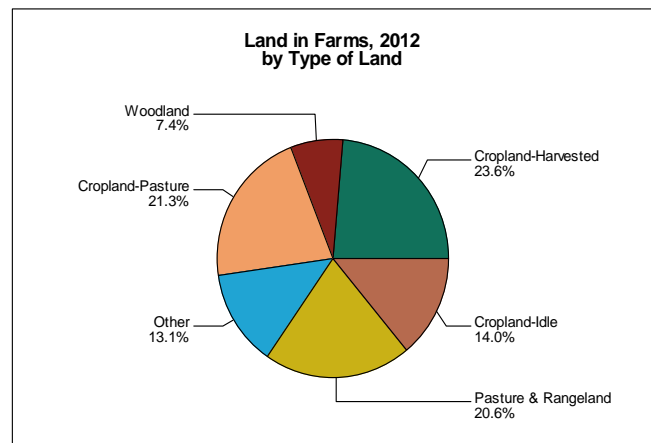
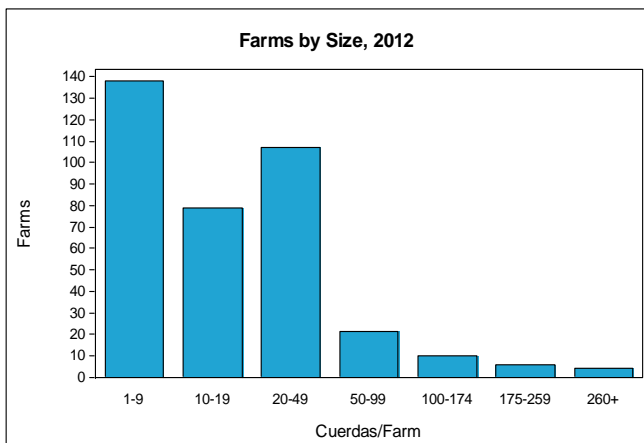
# 2012 CENSUS OF AGRICULTURE

## MUNICIPIO PROFILE



### Ciales Municipio Puerto Rico

	2012	2007	% change
<b>Number of Farms</b>	365	541	- 33
<b>Land in Farms</b>	11,099 cuerdas	18,447 cuerdas	- 40
<b>Average Size of Farm</b>	30 cuerdas	34 cuerdas	- 12
<b>Market Value of Products Sold</b>	\$3,830,377	\$5,163,835	- 26
Crop Sales \$3,319,181 (87 percent)			
Livestock Sales \$511,196 (13 percent)			
<b>Average Per Farm</b>	\$10,494	\$9,545	+ 10
<b>Government Payments</b>	(D)	\$493,470	





## Ciales Municipio – Puerto Rico

### Ranked items among the 76 municipios, 2012

Item	Quantity	Island Rank	Universe <sup>1</sup>
<b>MARKET VALUE OF AGRICULTURAL PRODUCTS SOLD (\$)</b>			
Total value of agricultural products sold	3,830,377	41	76
Value of Value of crops sold	3,319,181	27	75
Value of livestock, poultry, and their products	511,196	54	75
<b>VALUE OF SALES BY COMMODITY GROUP (\$)</b>			
Nursery and greenhouse crops	414,674	24	64
Plantains	601,984	27	71
Coffee	1,112,583	10	55
Vegetables or melons	417,155	18	69
Fruit	360,734	14	68
Bananas	197,697	11	60
Root crops or tubers	32,955	35	63
Grains	47,580	24	60
Grasses	130,019	28	58
Poultry and eggs	(D)	38	63
Cattle and calves	270,071	40	75
Milk and other dairy products from cows sold	(D)	41	45
Hogs and pigs	(D)	39	61
Aquaculture	(D)	13	19
Other livestock and other livestock products	130,800	8	63
<b>TOP LIVESTOCK INVENTORY ITEMS (number)</b>			
Cattle and Calves	1,805	42	75
Poultry	1,531	25	74
Rabbits	540	8	57
Goats	301	3	59
Horses	(D)	11	76
<b>TOP CROP ITEMS (cuerdas)</b>			
Coffee	1,379	9	56
Plantains	399	19	71
Grasses	277	36	60
Bananas	252	9	61
Mangoes	(D)	5	37

### Other Municipio Highlights, 2012

Economic Characteristics	Quantity
Farms by value of sales:	
Less than \$1,000	76
\$1,000 to \$2,499	92
\$2,500 to \$4,999	49
\$5,000 to \$7,499	48
\$7,500 to \$9,999	17
\$10,000 to \$19,999	32
\$20,000 to \$39,999	23
\$40,000 to \$59,999	18
\$60,000 or more	10
Farm production expenses (\$):	
Wages and salaries	1,896,484
Contract labor	39,241

Operator Characteristics	Quantity
Principal operators by primary occupation:	
Agricultural	181
Nonagricultural	184
Principal operators by sex:	
Male	315
Female	9
All operators by highest level of school attended:	
None	18
Elementary	110
Secondary	77
High school diploma	34
Some college	88
Bachelor's degree	28
Master's or PhD	10

See "Census of Agriculture, Volume 1, Geographic Area Series" for complete footnotes, explanations, definitions, and methodology.

(D) Withheld to avoid disclosing data for individual operations.

<sup>1</sup> Universe is number of municipios in Puerto Rico with item..