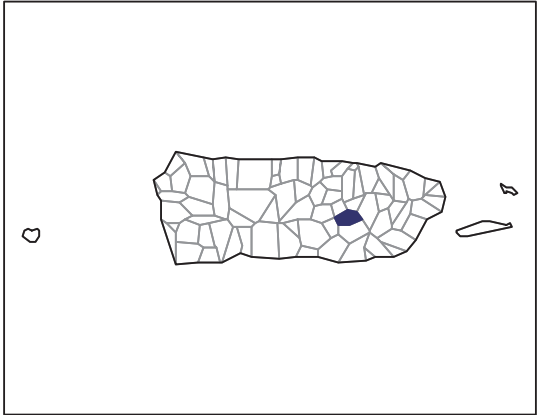


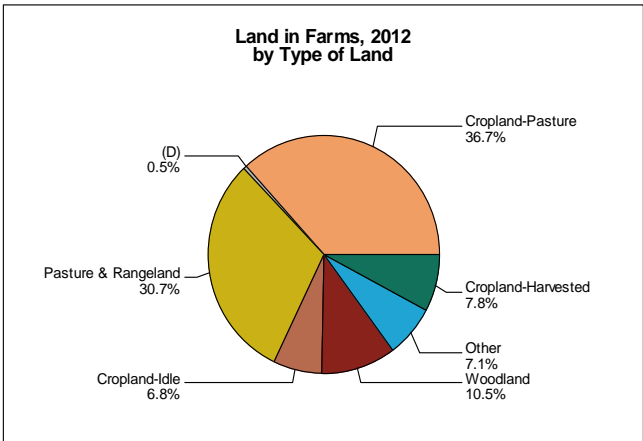
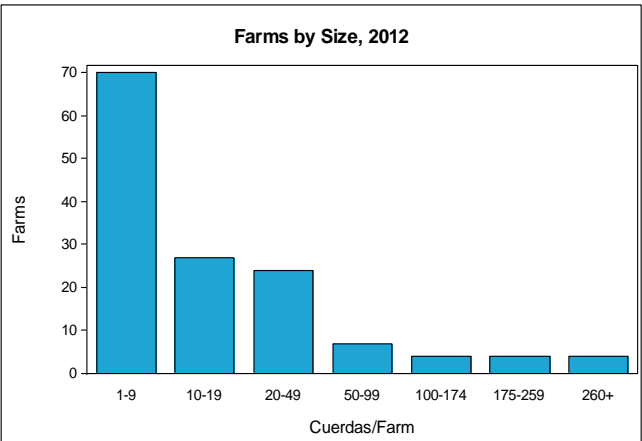
2012 CENSUS OF AGRICULTURE

MUNICIPIO PROFILE



Cidra Municipio Puerto Rico

	2012	2007	% change
Number of Farms	140	140	0
Land in Farms	5,020 cuerdas	8,621 cuerdas	- 42
Average Size of Farm	36 cuerdas	62 cuerdas	- 42
Market Value of Products Sold	\$5,474,307	\$10,251,841	- 47
Crop Sales \$1,826,371 (33 percent)			
Livestock Sales \$3,647,936 (67 percent)			
Average Per Farm	\$39,102	\$73,227	- 47
Government Payments	\$236,574	(D)	





Cidra Municipio – Puerto Rico

Ranked items among the 76 municipios, 2012

Item	Quantity	Island Rank	Universe ¹
MARKET VALUE OF AGRICULTURAL PRODUCTS SOLD (\$)			
Total value of agricultural products sold	5,474,307	33	76
Value of Value of crops sold	1,826,371	44	75
Value of livestock, poultry, and their products	3,647,936	21	75
VALUE OF SALES BY COMMODITY GROUP (\$)			
Nursery and greenhouse crops	881,917	13	64
Plantains	231,211	49	71
Coffee	58,017	28	55
Vegetables or melons	319,029	23	69
Fruit	(D)	19	68
Bananas	14,518	28	60
Root crops or tubers	(D)	49	63
Grains	9,230	37	60
Grasses	(D)	51	58
Poultry and eggs	3,200,090	5	63
Cattle and calves	294,451	36	75
Milk and other dairy products from cows sold	-	-	-
Hogs and pigs	122,550	18	61
Aquaculture	-	-	-
Other livestock and other livestock products	30,845	23	63
TOP LIVESTOCK INVENTORY ITEMS (number)			
Poultry	981,098	3	74
Cattle and Calves	2,402	34	75
Hogs and Pigs	963	18	62
Sheep	287	5	63
Horses	92	27	76
TOP CROP ITEMS (cuerdas)			
Plantains	79	45	71
Mangoes	(D)	11	37
Grasses	(D)	49	60
Coffee	61	37	56
Vegetables	34	29	69

Other Municipio Highlights, 2012

Economic Characteristics	Quantity
Farms by value of sales:	
Less than \$1,000	29
\$1,000 to \$2,499	18
\$2,500 to \$4,999	22
\$5,000 to \$7,499	16
\$7,500 to \$9,999	4
\$10,000 to \$19,999	16
\$20,000 to \$39,999	14
\$40,000 to \$59,999	8
\$60,000 or more	13
Farm production expenses (\$):	
Wages and salaries	1,079,995
Contract labor	45,000

Operator Characteristics	Quantity
Principal operators by primary occupation:	
Agricultural	35
Nonagricultural	105
Principal operators by sex:	
Male	133
Female	6
All operators by highest level of school attended:	
None	3
Elementary	18
Secondary	26
High school diploma	19
Some college	31
Bachelor's degree	25
Master's or PhD	18

See "Census of Agriculture, Volume 1, Geographic Area Series" for complete footnotes, explanations, definitions, and methodology.

- Represents zero. (D) Withheld to avoid disclosing data for individual operations.

¹ Universe is number of municipios in Puerto Rico with item..