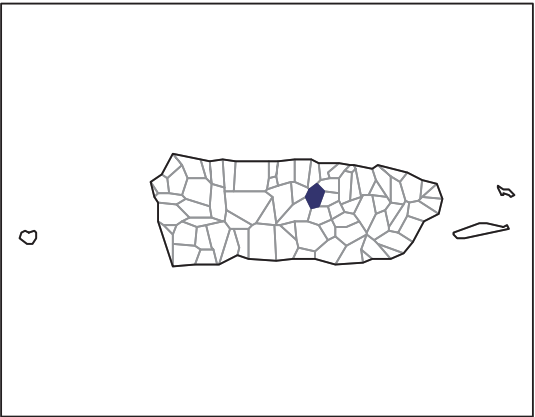


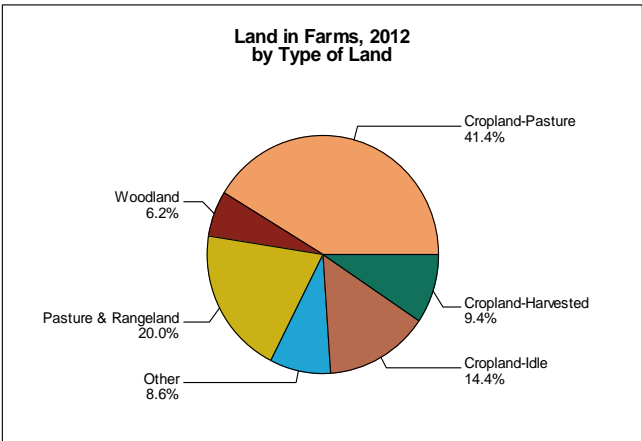
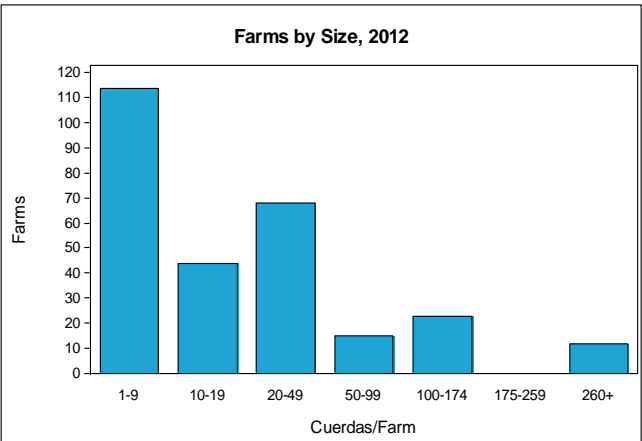
2012 CENSUS OF AGRICULTURE

MUNICIPIO PROFILE



Corozal Municipio Puerto Rico

	2012	2007	% change
Number of Farms	276	507	- 46
Land in Farms	11,168 cuerdas	11,489 cuerdas	- 3
Average Size of Farm	40 cuerdas	23 cuerdas	+ 74
Market Value of Products Sold	\$7,138,281	\$8,330,467	- 14
Crop Sales \$3,834,590 (54 percent)			
Livestock Sales \$3,303,691 (46 percent)			
Average Per Farm	\$25,863	\$16,431	+ 57
Government Payments	\$525,572	\$344,109	+ 53





Corozal Municipio – Puerto Rico

Ranked items among the 76 municipios, 2012

Item	Quantity	Island Rank	Universe ¹
MARKET VALUE OF AGRICULTURAL PRODUCTS SOLD (\$)			
Total value of agricultural products sold	7,138,281	25	76
Value of Value of crops sold	3,834,590	22	75
Value of livestock, poultry, and their products	3,303,691	23	75
VALUE OF SALES BY COMMODITY GROUP (\$)			
Nursery and greenhouse crops	126,852	39	64
Plantains	2,870,126	7	71
Coffee	(D)	48	55
Vegetables or melons	505,902	16	69
Fruit	88,702	29	68
Bananas	28,654	21	60
Root crops or tubers	162,152	12	63
Grains	48,386	22	60
Grasses	(D)	55	58
Poultry and eggs	857,942	13	63
Cattle and calves	1,128,833	6	75
Milk and other dairy products from cows sold	975,756	22	45
Hogs and pigs	326,920	7	61
Aquaculture	-	-	-
Other livestock and other livestock products	14,240	37	63
TOP LIVESTOCK INVENTORY ITEMS (number)			
Poultry	101,404	12	74
Cattle and Calves	4,577	14	75
Hogs and Pigs	1,330	13	62
Goats	275	6	59
Sheep	100	24	63
TOP CROP ITEMS (cuerdas)			
Plantains	792	7	71
Vegetables	79	17	69
Oranges	49	16	70
Grapefruit	36	1	45
Bananas	21	29	61

Other Municipio Highlights, 2012

Economic Characteristics	Quantity
Farms by value of sales:	
Less than \$1,000	56
\$1,000 to \$2,499	54
\$2,500 to \$4,999	35
\$5,000 to \$7,499	13
\$7,500 to \$9,999	6
\$10,000 to \$19,999	39
\$20,000 to \$39,999	19
\$40,000 to \$59,999	23
\$60,000 or more	31
Farm production expenses (\$):	
Wages and salaries	2,753,216
Contract labor	37,920

Operator Characteristics	Quantity
Principal operators by primary occupation:	
Agricultural	105
Nonagricultural	171
Principal operators by sex:	
Male	258
Female	24
All operators by highest level of school attended:	
None	4
Elementary	28
Secondary	66
High school diploma	90
Some college	13
Bachelor's degree	63
Master's or PhD	12

See "Census of Agriculture, Volume 1, Geographic Area Series" for complete footnotes, explanations, definitions, and methodology.

- Represents zero. (D) Withheld to avoid disclosing data for individual operations.

¹ Universe is number of municipios in Puerto Rico with item..