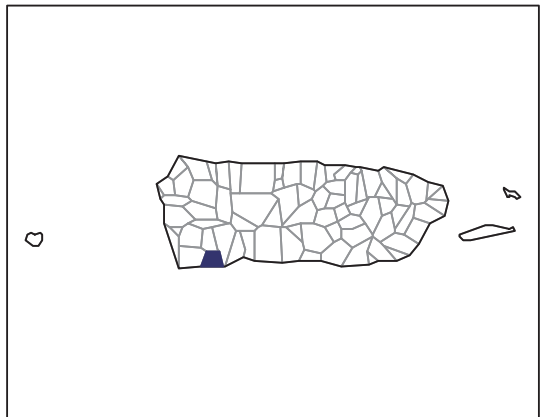


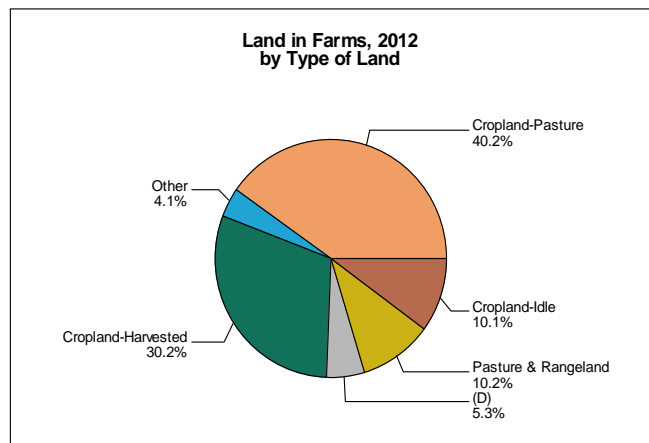
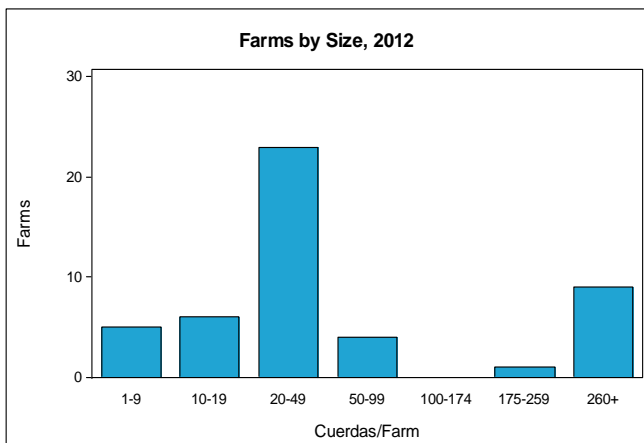
2012 CENSUS OF AGRICULTURE

MUNICIPIO PROFILE



Guánica Municipio Puerto Rico

	2012	2007	% change
Number of Farms	48	63	- 24
Land in Farms	7,700 cuerdas	10,863 cuerdas	- 29
Average Size of Farm	160 cuerdas	172 cuerdas	- 7
Market Value of Products Sold	\$3,250,764	\$3,762,664	- 14
Crop Sales \$2,837,575 (87 percent)			
Livestock Sales \$413,189 (13 percent)			
Average Per Farm	\$67,724	\$59,725	+ 13
Government Payments	\$362,268	\$522,545	- 31





Guánica Municipio – Puerto Rico

Ranked items among the 76 municipios, 2012

Item	Quantity	Island Rank	Universe ¹
MARKET VALUE OF AGRICULTURAL PRODUCTS SOLD (\$)			
Total value of agricultural products sold	3,250,764	46	76
Value of Value of crops sold	2,837,575	29	75
Value of livestock, poultry, and their products	413,189	58	75
VALUE OF SALES BY COMMODITY GROUP (\$)			
Nursery and greenhouse crops	(D)	53	64
Plantains	(D)	52	71
Coffee	(D)	46	55
Vegetables or melons	1,005,858	8	69
Fruit	(D)	11	68
Bananas	-	67	60
Root crops or tubers	(D)	15	63
Grains	(D)	42	60
Grasses	1,123,299	2	58
Poultry and eggs	(D)	54	63
Cattle and calves	401,709	27	75
Milk and other dairy products from cows sold	-	-	-
Hogs and pigs	(D)	55	61
Aquaculture	-	-	-
Other livestock and other livestock products	(D)	46	63
TOP LIVESTOCK INVENTORY ITEMS (number)			
Cattle and Calves	2,418	33	75
Poultry	195	62	74
Sheep	106	22	63
Goats	74	25	59
Hogs and Pigs	(D)	57	62
TOP CROP ITEMS (cuerdas)			
Grasses	1,887	5	60
Vegetables	354	4	69
Plantains	(D)	43	71
Papayas	(D)	5	38
Sweet Potatoes	(D)	4	33

Other Municipio Highlights, 2012

Economic Characteristics	Quantity
Farms by value of sales:	
Less than \$1,000	4
\$1,000 to \$2,499	3
\$2,500 to \$4,999	5
\$5,000 to \$7,499	2
\$7,500 to \$9,999	-
\$10,000 to \$19,999	16
\$20,000 to \$39,999	3
\$40,000 to \$59,999	2
\$60,000 or more	13
Farm production expenses (\$):	
Wages and salaries	1,273,253
Contract labor	(D)

Operator Characteristics	Quantity
Principal operators by primary occupation:	
Agricultural	26
Nonagricultural	22
Principal operators by sex:	
Male	48
Female	6
All operators by highest level of school attended:	
None	-
Elementary	7
Secondary	6
High school diploma	16
Some college	14
Bachelor's degree	3
Master's or PhD	2

See "Census of Agriculture, Volume 1, Geographic Area Series" for complete footnotes, explanations, definitions, and methodology.

- Represents zero. (D) Withheld to avoid disclosing data for individual operations.

¹ Universe is number of municipios in Puerto Rico with item..