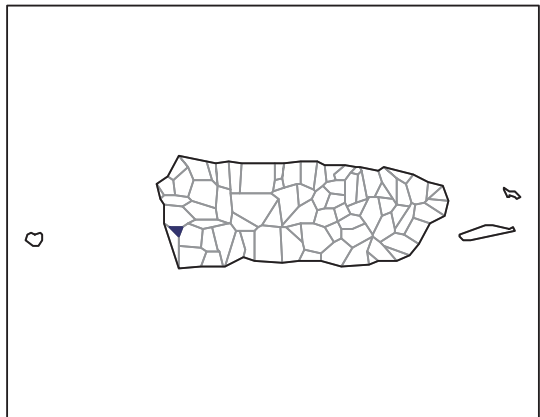


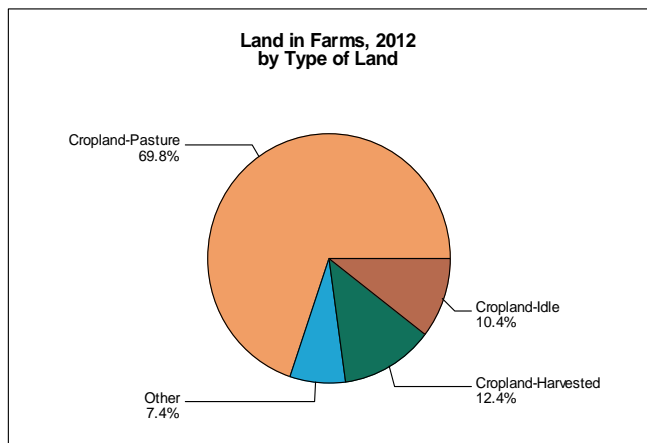
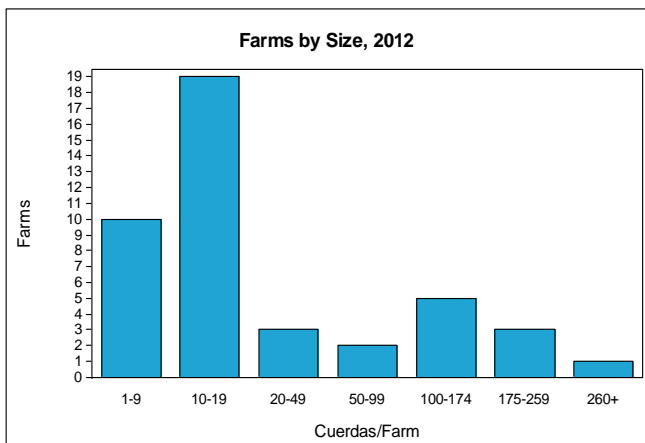
2012 CENSUS OF AGRICULTURE

MUNICIPIO PROFILE



Hormigueros Municipio Puerto Rico

	2012	2007	% change
Number of Farms	43	42	+ 2
Land in Farms	2,660 cuerdas	3,266 cuerdas	- 19
Average Size of Farm	62 cuerdas	78 cuerdas	- 21
Market Value of Products Sold	\$1,345,557	\$1,960,208	- 31
Crop Sales \$684,720 (51 percent)			
Livestock Sales \$660,837 (49 percent)			
Average Per Farm	\$31,292	\$46,672	- 33
Government Payments	\$401,629	(D)	





Hormigueros Municipio – Puerto Rico

Ranked items among the 76 municipios, 2012

Item	Quantity	Island Rank	Universe ¹
MARKET VALUE OF AGRICULTURAL PRODUCTS SOLD (\$)			
Total value of agricultural products sold	1,345,557	61	76
Value of Value of crops sold	684,720	58	75
Value of livestock, poultry, and their products	660,837	49	75
VALUE OF SALES BY COMMODITY GROUP (\$)			
Nursery and greenhouse crops	523,320	21	64
Plantains	(D)	61	71
Coffee	(D)	40	55
Vegetables or melons	96,000	38	69
Fruit	-	-	-
Bananas	-	-	-
Root crops or tubers	-	-	-
Grains	(D)	60	60
Grasses	(D)	53	58
Poultry and eggs	-	-	-
Cattle and calves	(D)	44	75
Milk and other dairy products from cows sold	(D)	35	45
Hogs and pigs	-	-	-
Aquaculture	(D)	5	19
Other livestock and other livestock products	8,800	42	63
TOP LIVESTOCK INVENTORY ITEMS (number)			
Cattle and Calves	1,704	45	75
Sheep	140	19	63
Horses	21	63	76
Poultry	(D)	74	74
TOP CROP ITEMS (cuerdas)			
Grasses	(D)	40	60
Palm Trees	73	4	49
Vegetables	35	28	69
Lawn Grass(Sod)	27	8	24
Coffee	(D)	41	56

Other Municipio Highlights, 2012

Economic Characteristics	Quantity
Farms by value of sales:	
Less than \$1,000	10
\$1,000 to \$2,499	-
\$2,500 to \$4,999	2
\$5,000 to \$7,499	8
\$7,500 to \$9,999	8
\$10,000 to \$19,999	5
\$20,000 to \$39,999	1
\$40,000 to \$59,999	2
\$60,000 or more	7
Farm production expenses (\$):	
Wages and salaries	682,125
Contract labor	10,750

Operator Characteristics	Quantity
Principal operators by primary occupation:	
Agricultural	14
Nonagricultural	29
Principal operators by sex:	
Male	43
Female	1
All operators by highest level of school attended:	
None	-
Elementary	9
Secondary	2
High school diploma	-
Some college	7
Bachelor's degree	23
Master's or PhD	2

See "Census of Agriculture, Volume 1, Geographic Area Series" for complete footnotes, explanations, definitions, and methodology.

- Represents zero. (D) Withheld to avoid disclosing data for individual operations.

¹ Universe is number of municipios in Puerto Rico with item..