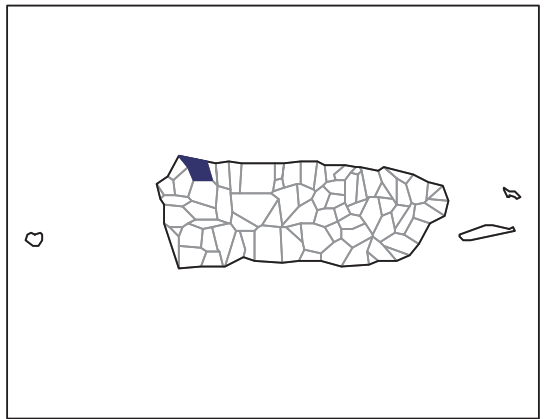


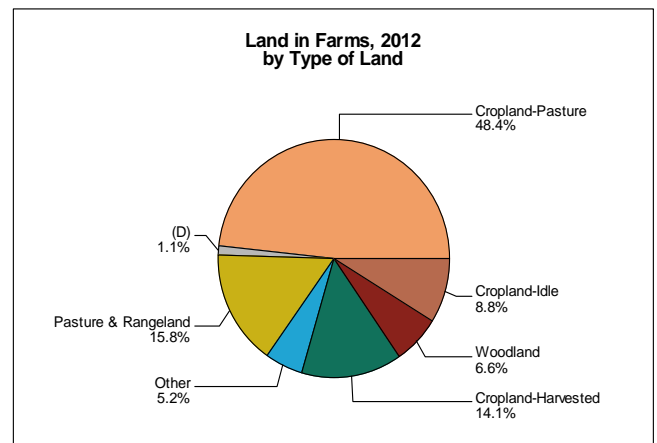
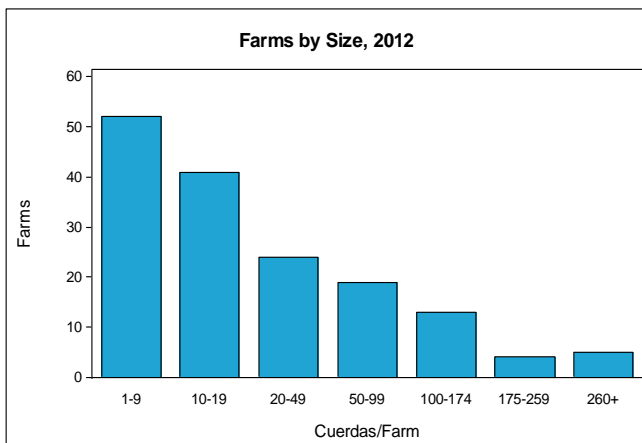
2012 CENSUS OF AGRICULTURE

MUNICIPIO PROFILE



Isabela Municipio Puerto Rico

| | 2012 | 2007 | % change |
|--|---------------|---------------|----------|
| Number of Farms | 158 | 130 | + 22 |
| Land in Farms | 7,076 cuerdas | 9,202 cuerdas | - 23 |
| Average Size of Farm | 45 cuerdas | 71 cuerdas | - 37 |
| Market Value of Products Sold | \$10,222,674 | \$13,086,171 | - 22 |
| Crop Sales \$1,321,076 (13 percent) | | | |
| Livestock Sales \$8,901,598 (87 percent) | | | |
| Average Per Farm | \$64,700 | \$100,663 | - 36 |
| Government Payments | \$303,390 | \$732,592 | - 59 |





Isabela Municipio – Puerto Rico

Ranked items among the 76 municipios, 2012

| Item | Quantity | Island Rank | Universe ¹ |
|--|------------|-------------|-----------------------|
| MARKET VALUE OF AGRICULTURAL PRODUCTS SOLD (\$) | | | |
| Total value of agricultural products sold | 10,222,674 | 14 | 76 |
| Value of Value of crops sold | 1,321,076 | 51 | 75 |
| Value of livestock, poultry, and their products | 8,901,598 | 8 | 75 |
| VALUE OF SALES BY COMMODITY GROUP (\$) | | | |
| Nursery and greenhouse crops | 134,419 | 38 | 64 |
| Plantains | 430,954 | 39 | 71 |
| Coffee | 14,385 | 41 | 55 |
| Vegetables or melons | 213,483 | 29 | 69 |
| Fruit | 31,546 | 43 | 68 |
| Bananas | 11,945 | 31 | 60 |
| Root crops or tubers | 165,682 | 11 | 63 |
| Grains | 166,899 | 8 | 60 |
| Grasses | 151,763 | 27 | 58 |
| Poultry and eggs | (D) | 23 | 63 |
| Cattle and calves | 481,942 | 22 | 75 |
| Milk and other dairy products from cows sold | 7,908,793 | 7 | 45 |
| Hogs and pigs | 467,915 | 5 | 61 |
| Aquaculture | (D) | 19 | 19 |
| Other livestock and other livestock products | (D) | 49 | 63 |
| TOP LIVESTOCK INVENTORY ITEMS (number) | | | |
| Cattle and Calves | 6,093 | 9 | 75 |
| Hogs and Pigs | 3,922 | 1 | 62 |
| Poultry | 1,628 | 23 | 74 |
| Rabbits | 454 | 12 | 57 |
| Goats | 206 | 9 | 59 |
| TOP CROP ITEMS (cuerdas) | | | |
| Grasses | 571 | 18 | 60 |
| Plantains | 120 | 36 | 71 |
| Vegetables | 70 | 18 | 69 |
| Pigeon peas | 48 | 4 | 54 |
| Coffee | 40 | 40 | 56 |

Other Municipio Highlights, 2012

| Economic Characteristics | Quantity |
|--------------------------------|-----------|
| Farms by value of sales: | |
| Less than \$1,000 | 26 |
| \$1,000 to \$2,499 | 14 |
| \$2,500 to \$4,999 | 28 |
| \$5,000 to \$7,499 | 12 |
| \$7,500 to \$9,999 | 6 |
| \$10,000 to \$19,999 | 23 |
| \$20,000 to \$39,999 | 21 |
| \$40,000 to \$59,999 | 5 |
| \$60,000 or more | 23 |
| Farm production expenses (\$): | |
| Wages and salaries | 2,040,368 |
| Contract labor | 28,407 |

| Operator Characteristics | Quantity |
|--|----------|
| Principal operators by primary occupation: | |
| Agricultural | 68 |
| Nonagricultural | 90 |
| Principal operators by sex: | |
| Male | 140 |
| Female | 21 |
| All operators by highest level of school attended: | |
| None | 5 |
| Elementary | 18 |
| Secondary | 41 |
| High school diploma | 26 |
| Some college | 32 |
| Bachelor's degree | 25 |
| Master's or PhD | 11 |

See "Census of Agriculture, Volume 1, Geographic Area Series" for complete footnotes, explanations, definitions, and methodology.

(D) Withheld to avoid disclosing data for individual operations.

¹ Universe is number of municipios in Puerto Rico with item..