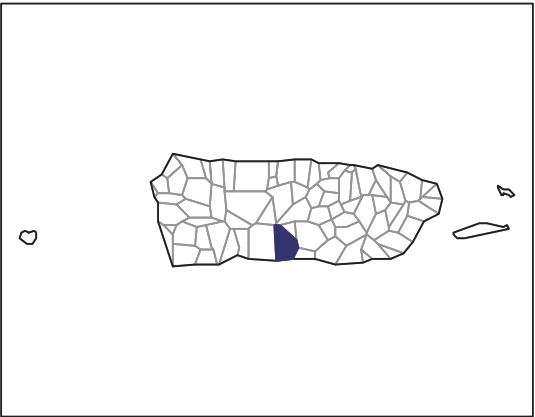


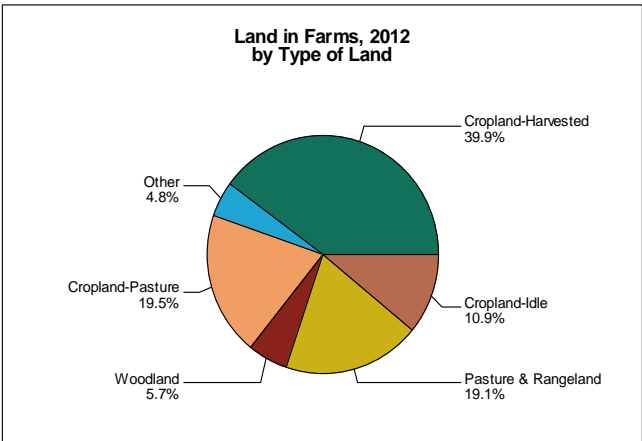
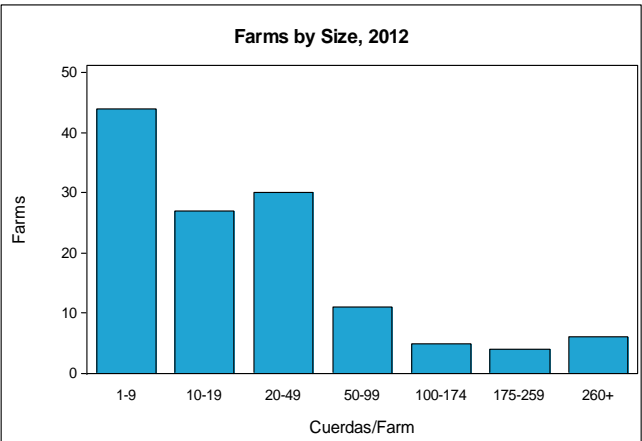
2012 CENSUS OF AGRICULTURE

MUNICIPIO PROFILE



Juana Díaz Municipio Puerto Rico

	2012	2007	% change
Number of Farms	127	88	+ 44
Land in Farms	6,167 cuerdas	5,896 cuerdas	+ 5
Average Size of Farm	49 cuerdas	67 cuerdas	- 27
Market Value of Products Sold	\$5,042,407	\$3,348,875	+ 51
Crop Sales \$4,817,272 (96 percent)			
Livestock Sales \$225,135 (4 percent)			
Average Per Farm	\$39,704	\$38,055	+ 4
Government Payments	\$483,513	\$454,129	+ 6





Juana Díaz Municipio – Puerto Rico

Ranked items among the 76 municipios, 2012

Item	Quantity	Island Rank	Universe ¹
MARKET VALUE OF AGRICULTURAL PRODUCTS SOLD (\$)			
Total value of agricultural products sold	5,042,407	35	76
Value of Value of crops sold	4,817,272	17	75
Value of livestock, poultry, and their products	225,135	67	75
VALUE OF SALES BY COMMODITY GROUP (\$)			
Nursery and greenhouse crops	(D)	10	64
Plantains	476,875	32	71
Coffee	979,566	11	55
Vegetables or melons	1,069,142	7	69
Fruit	175,576	23	68
Bananas	109,855	13	60
Root crops or tubers	58,922	31	63
Grains	(D)	6	60
Grasses	500,999	8	58
Poultry and eggs	(D)	62	63
Cattle and calves	173,309	56	75
Milk and other dairy products from cows sold	-	-	-
Hogs and pigs	(D)	30	61
Aquaculture	-	-	-
Other livestock and other livestock products	(D)	47	63
TOP LIVESTOCK INVENTORY ITEMS (number)			
Cattle and Calves	1,060	58	75
Hogs and Pigs	(D)	25	62
Poultry	448	49	74
Rabbits	201	27	57
Horses	76	33	76
TOP CROP ITEMS (cuerdas)			
Grasses	933	10	60
Coffee	746	13	56
Vegetables	303	6	69
Plantains	117	37	71
Bananas	75	15	61

Other Municipio Highlights, 2012

Economic Characteristics	Quantity
Farms by value of sales:	
Less than \$1,000	27
\$1,000 to \$2,499	18
\$2,500 to \$4,999	22
\$5,000 to \$7,499	12
\$7,500 to \$9,999	7
\$10,000 to \$19,999	8
\$20,000 to \$39,999	10
\$40,000 to \$59,999	5
\$60,000 or more	18
Farm production expenses (\$):	
Wages and salaries	2,706,259
Contract labor	(D)

Operator Characteristics	Quantity
Principal operators by primary occupation:	
Agricultural	67
Nonagricultural	60
Principal operators by sex:	
Male	118
Female	9
All operators by highest level of school attended:	
None	3
Elementary	24
Secondary	34
High school diploma	17
Some college	24
Bachelor's degree	10
Master's or PhD	15

See "Census of Agriculture, Volume 1, Geographic Area Series" for complete footnotes, explanations, definitions, and methodology.

- Represents zero. (D) Withheld to avoid disclosing data for individual operations.

¹ Universe is number of municipios in Puerto Rico with item..