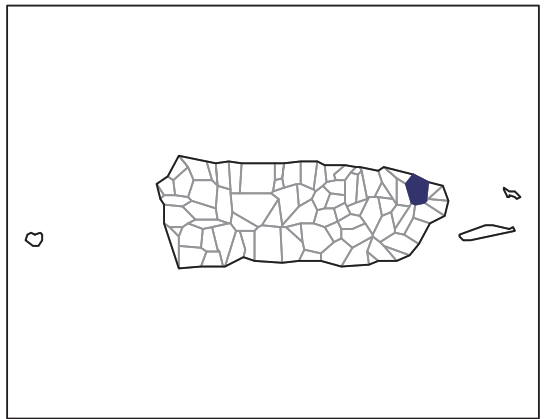


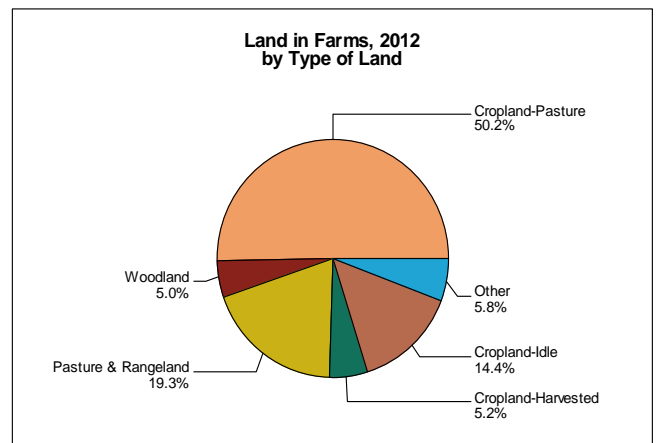
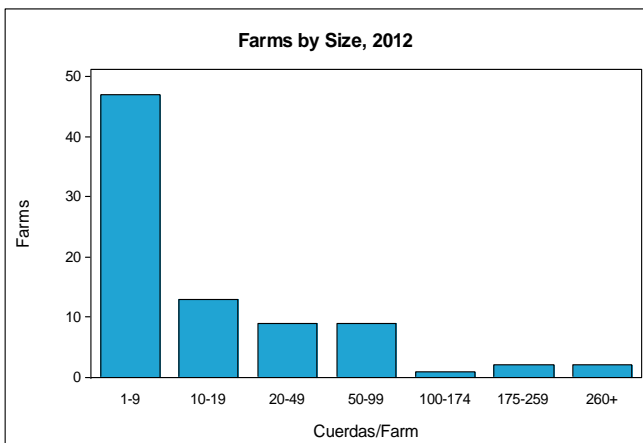
2012 CENSUS OF AGRICULTURE

MUNICIPIO PROFILE



Río Grande Municipio Puerto Rico

	2012	2007	% change
Number of Farms	83	78	+ 6
Land in Farms	2,882 cuerdas	5,514 cuerdas	- 48
Average Size of Farm	35 cuerdas	71 cuerdas	- 51
Market Value of Products Sold	\$3,108,914	\$2,153,334	+ 44
Crop Sales (D)			
Livestock Sales \$2,297,488 (74 percent)			
Average Per Farm	\$37,457	\$27,607	+ 36
Government Payments	\$39,722	(D)	





Río Grande Municipio – Puerto Rico

Ranked items among the 76 municipios, 2012

Item	Quantity	Island Rank	Universe ¹
MARKET VALUE OF AGRICULTURAL PRODUCTS SOLD (\$)			
Total value of agricultural products sold	3,108,914	50	76
Value of Value of crops sold	(D)	56	75
Value of livestock, poultry, and their products	2,297,488	27	75
VALUE OF SALES BY COMMODITY GROUP (\$)			
Nursery and greenhouse crops	431,826	23	64
Plantains	300,636	44	71
Coffee	4,042	45	55
Vegetables or melons	32,390	52	69
Fruit	1,803	67	68
Bananas	(D)	40	60
Root crops or tubers	12,779	46	63
Grains	(D)	36	60
Grasses	(D)	52	58
Poultry and eggs	(D)	7	63
Cattle and calves	(D)	37	75
Milk and other dairy products from cows sold	(D)	40	45
Hogs and pigs	(D)	35	61
Aquaculture	-	-	-
Other livestock and other livestock products	(D)	17	63
TOP LIVESTOCK INVENTORY ITEMS (number)			
Poultry	(D)	13	74
Cattle and Calves	1,623	48	75
Hogs and Pigs	214	39	62
Horses	95	26	76
Goats	61	29	59
TOP CROP ITEMS (cuerdas)			
Plantains	75	48	71
Vegetables	12	46	69
Coffee	9	46	56
Grasses	(D)	55	60
Oranges	(D)	56	70

Other Municipio Highlights, 2012

Economic Characteristics	Quantity
Farms by value of sales:	
Less than \$1,000	20
\$1,000 to \$2,499	11
\$2,500 to \$4,999	10
\$5,000 to \$7,499	10
\$7,500 to \$9,999	1
\$10,000 to \$19,999	12
\$20,000 to \$39,999	11
\$40,000 to \$59,999	2
\$60,000 or more	6
Farm production expenses (\$):	
Wages and salaries	572,390
Contract labor	19,100

Operator Characteristics	Quantity
Principal operators by primary occupation:	
Agricultural	25
Nonagricultural	58
Principal operators by sex:	
Male	79
Female	2
All operators by highest level of school attended:	
None	3
Elementary	17
Secondary	20
High school diploma	10
Some college	17
Bachelor's degree	9
Master's or PhD	7

See "Census of Agriculture, Volume 1, Geographic Area Series" for complete footnotes, explanations, definitions, and methodology.

- Represents zero. (D) Withheld to avoid disclosing data for individual operations.

¹ Universe is number of municipios in Puerto Rico with item..