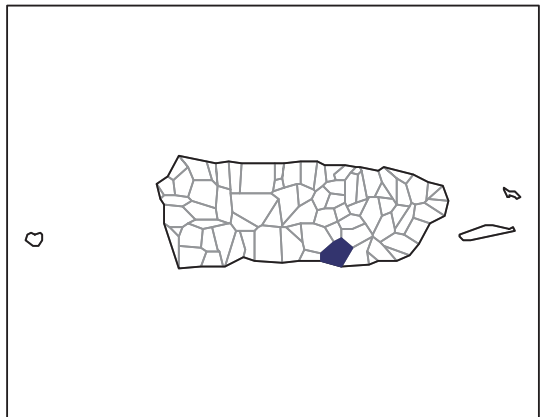


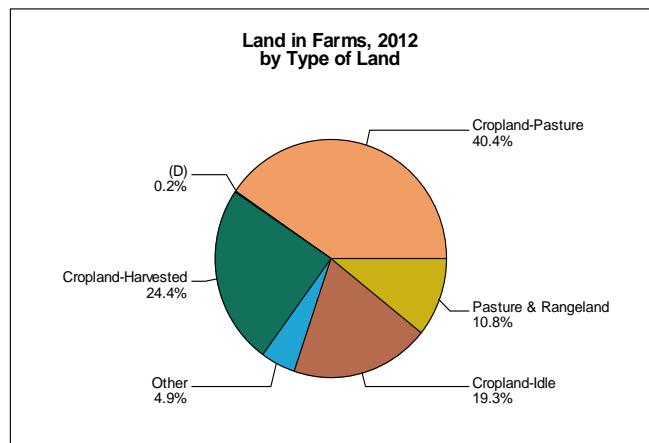
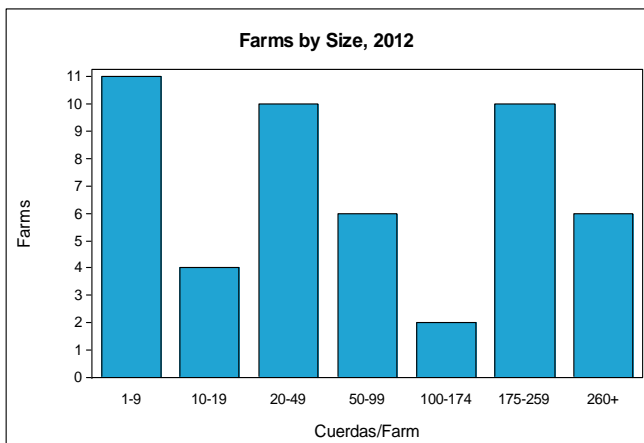
# 2012 CENSUS OF AGRICULTURE

## MUNICIPIO PROFILE



### Salinas Municipio Puerto Rico

	2012	2007	% change
<b>Number of Farms</b>	49	202	- 76
<b>Land in Farms</b>	10,266 cuerdas	8,518 cuerdas	+ 21
<b>Average Size of Farm</b>	210 cuerdas	42 cuerdas	+ 400
<b>Market Value of Products Sold</b>	\$14,019,372	\$11,549,691	+ 21
Crop Sales \$13,303,768 (95 percent)			
Livestock Sales \$715,604 (5 percent)			
Average Per Farm	\$286,110	\$57,177	+ 400
<b>Government Payments</b>	\$540,460	\$395,631	+ 37





## Salinas Municipio – Puerto Rico

### Ranked items among the 76 municipios, 2012

Item	Quantity	Island Rank	Universe <sup>1</sup>
<b>MARKET VALUE OF AGRICULTURAL PRODUCTS SOLD (\$)</b>			
Total value of agricultural products sold	14,019,372	8	76
Value of Value of crops sold	13,303,768	3	75
Value of livestock, poultry, and their products	715,604	47	75
<b>VALUE OF SALES BY COMMODITY GROUP (\$)</b>			
Nursery and greenhouse crops	1,108,156	8	64
Plantains	11,282,912	2	71
Coffee	-	-	-
Vegetables or melons	375,630	21	69
Fruit	(D)	24	68
Bananas	-	-	-
Root crops or tubers	-	-	-
Grains	-	-	-
Grasses	(D)	13	58
Poultry and eggs	-	-	-
Cattle and calves	511,660	19	75
Milk and other dairy products from cows sold	-	-	-
Hogs and pigs	(D)	14	61
Aquaculture	-	-	-
Other livestock and other livestock products	(D)	19	63
<b>TOP LIVESTOCK INVENTORY ITEMS (number)</b>			
Cattle and Calves	4,271	16	75
Hogs and Pigs	(D)	22	62
Sheep	260	7	63
Horses	171	19	76
Goats	150	14	59
<b>TOP CROP ITEMS (cuerdas)</b>			
Plantains	1,555	2	71
Grasses	480	20	60
Lawn Grass(Sod)	162	2	24
Vegetables	161	9	69
Papayas	(D)	3	38

### Other Municipio Highlights, 2012

Economic Characteristics	Quantity
Farms by value of sales:	
Less than \$1,000	10
\$1,000 to \$2,499	3
\$2,500 to \$4,999	3
\$5,000 to \$7,499	-
\$7,500 to \$9,999	3
\$10,000 to \$19,999	2
\$20,000 to \$39,999	2
\$40,000 to \$59,999	-
\$60,000 or more	26
Farm production expenses (\$):	
Wages and salaries	4,753,329
Contract labor	(D)

Operator Characteristics	Quantity
Principal operators by primary occupation:	
Agricultural	31
Nonagricultural	18
Principal operators by sex:	
Male	49
Female	6
All operators by highest level of school attended:	
None	2
Elementary	-
Secondary	16
High school diploma	6
Some college	11
Bachelor's degree	5
Master's or PhD	9

See "Census of Agriculture, Volume 1, Geographic Area Series" for complete footnotes, explanations, definitions, and methodology.

- Represents zero. (D) Withheld to avoid disclosing data for individual operations.

<sup>1</sup> Universe is number of municipios in Puerto Rico with item..