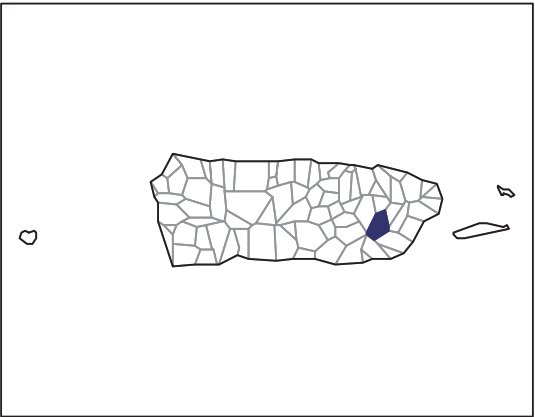


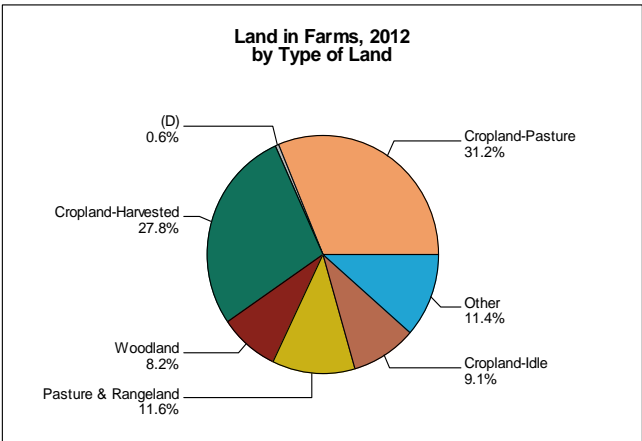
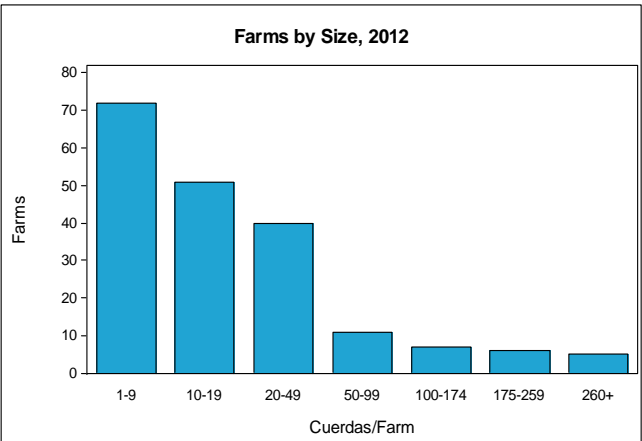
# 2012 CENSUS OF AGRICULTURE

## MUNICIPIO PROFILE



### San Lorenzo Municipio Puerto Rico

	2012	2007	% change
<b>Number of Farms</b>	192	271	- 29
<b>Land in Farms</b>	8,585 cuerdas	8,319 cuerdas	+ 3
<b>Average Size of Farm</b>	45 cuerdas	31 cuerdas	+ 45
<b>Market Value of Products Sold</b>	\$5,286,559	\$3,144,732	+ 68
Crop Sales \$3,504,560 (66 percent)			
Livestock Sales \$1,781,999 (34 percent)			
<b>Average Per Farm</b>	\$27,534	\$11,604	+ 137
<b>Government Payments</b>	(D)	(D)	





## San Lorenzo Municipio – Puerto Rico

### Ranked items among the 76 municipios, 2012

Item	Quantity	Island Rank	Universe <sup>1</sup>
<b>MARKET VALUE OF AGRICULTURAL PRODUCTS SOLD (\$)</b>			
Total value of agricultural products sold	5,286,559	34	76
Value of Value of crops sold	3,504,560	25	75
Value of livestock, poultry, and their products	1,781,999	30	75
<b>VALUE OF SALES BY COMMODITY GROUP (\$)</b>			
Nursery and greenhouse crops	276,194	30	64
Plantains	965,162	23	71
Coffee	20,351	39	55
Vegetables or melons	256,123	26	69
Fruit	(D)	21	68
Bananas	7,970	39	60
Root crops or tubers	(D)	8	63
Grains	(D)	3	60
Grasses	30,059	44	58
Poultry and eggs	(D)	46	63
Cattle and calves	348,371	30	75
Milk and other dairy products from cows sold	1,343,858	20	45
Hogs and pigs	67,495	25	61
Aquaculture	-	-	-
Other livestock and other livestock products	(D)	34	63
<b>TOP LIVESTOCK INVENTORY ITEMS (number)</b>			
Cattle and Calves	2,653	29	75
Hogs and Pigs	1,103	15	62
Poultry	365	53	74
Rabbits	299	20	57
Goats	113	17	59
<b>TOP CROP ITEMS (cuerdas)</b>			
Soybeans	(D)	2	6
Plantains	502	12	71
Corn	(D)	2	35
Other Field Crops	(D)	3	23
Grasses	123	44	60

### Other Municipio Highlights, 2012

Economic Characteristics	Quantity
Farms by value of sales:	
Less than \$1,000	39
\$1,000 to \$2,499	31
\$2,500 to \$4,999	35
\$5,000 to \$7,499	29
\$7,500 to \$9,999	6
\$10,000 to \$19,999	20
\$20,000 to \$39,999	17
\$40,000 to \$59,999	2
\$60,000 or more	13
Farm production expenses (\$):	
Wages and salaries	5,812,026
Contract labor	(D)

Operator Characteristics	Quantity
Principal operators by primary occupation:	
Agricultural	75
Nonagricultural	117
Principal operators by sex:	
Male	180
Female	7
All operators by highest level of school attended:	
None	3
Elementary	48
Secondary	36
High school diploma	43
Some college	32
Bachelor's degree	19
Master's or PhD	11

See "Census of Agriculture, Volume 1, Geographic Area Series" for complete footnotes, explanations, definitions, and methodology.

- Represents zero. (D) Withheld to avoid disclosing data for individual operations.

<sup>1</sup> Universe is number of municipios in Puerto Rico with item..