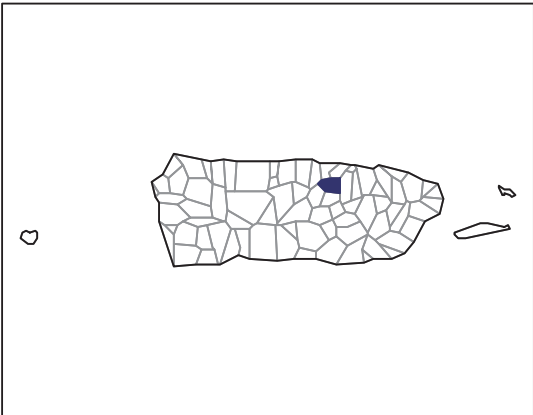


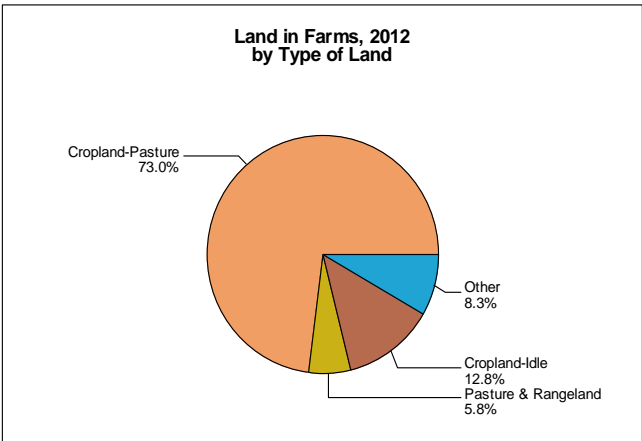
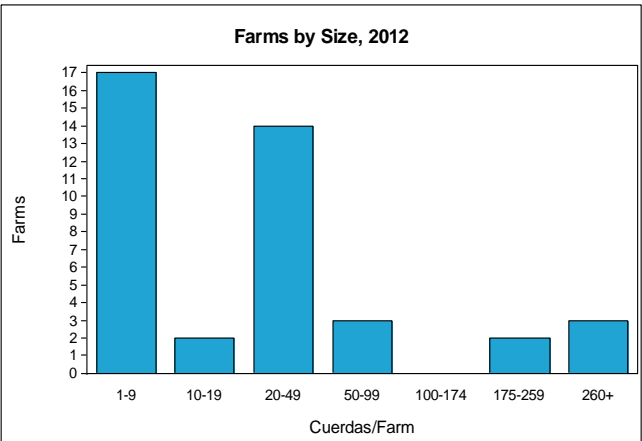
2012 CENSUS OF AGRICULTURE

MUNICIPIO PROFILE



Toa Alta Municipio Puerto Rico

	2012	2007	% change
Number of Farms	41	63	- 35
Land in Farms	2,112 cuerdas	2,807 cuerdas	- 25
Average Size of Farm	52 cuerdas	45 cuerdas	+ 16
Market Value of Products Sold	\$2,294,348	\$1,526,072	+ 50
Crop Sales \$442,340 (19 percent)			
Livestock Sales \$1,852,008 (81 percent)			
Average Per Farm	\$55,960	\$24,223	+ 131
Government Payments	(D)	\$87,207	





Toa Alta Municipio – Puerto Rico

Ranked items among the 76 municipios, 2012

Item	Quantity	Island Rank	Universe ¹
MARKET VALUE OF AGRICULTURAL PRODUCTS SOLD (\$)			
Total value of agricultural products sold	2,294,348	57	76
Value of Value of crops sold	442,340	62	75
Value of livestock, poultry, and their products	1,852,008	29	75
VALUE OF SALES BY COMMODITY GROUP (\$)			
Nursery and greenhouse crops	370,556	28	64
Plantains	37,200	62	71
Coffee	(D)	52	55
Vegetables or melons	(D)	67	69
Fruit	(D)	44	68
Bananas	-	67	60
Root crops or tubers	-	69	63
Grains	-	-	-
Grasses	-	-	-
Poultry and eggs	1,191,985	10	63
Cattle and calves	(D)	60	75
Milk and other dairy products from cows sold	(D)	32	45
Hogs and pigs	12,670	42	61
Aquaculture	-	-	-
Other livestock and other livestock products	(D)	50	63
TOP LIVESTOCK INVENTORY ITEMS (number)			
Poultry	32,984	14	74
Cattle and Calves	1,231	56	75
Rabbits	506	9	57
Hogs and Pigs	354	31	62
Goats	34	39	59
TOP CROP ITEMS (cuerdas)			
Lemons and Limes	(D)	7	44
Oranges	15	44	70
Plantains	6	64	71
Coffee	(D)	50	56
Avocados	(D)	48	61

Other Municipio Highlights, 2012

Economic Characteristics	Quantity
Farms by value of sales:	
Less than \$1,000	17
\$1,000 to \$2,499	4
\$2,500 to \$4,999	6
\$5,000 to \$7,499	4
\$7,500 to \$9,999	-
\$10,000 to \$19,999	5
\$20,000 to \$39,999	1
\$40,000 to \$59,999	-
\$60,000 or more	4
Farm production expenses (\$):	
Wages and salaries	1,015,936
Contract labor	(D)

Operator Characteristics	Quantity
Principal operators by primary occupation:	
Agricultural	20
Nonagricultural	21
Principal operators by sex:	
Male	41
Female	2
All operators by highest level of school attended:	
None	-
Elementary	2
Secondary	21
High school diploma	8
Some college	2
Bachelor's degree	4
Master's or PhD	4

See "Census of Agriculture, Volume 1, Geographic Area Series" for complete footnotes, explanations, definitions, and methodology.

- Represents zero. (D) Withheld to avoid disclosing data for individual operations.

¹ Universe is number of municipios in Puerto Rico with item..