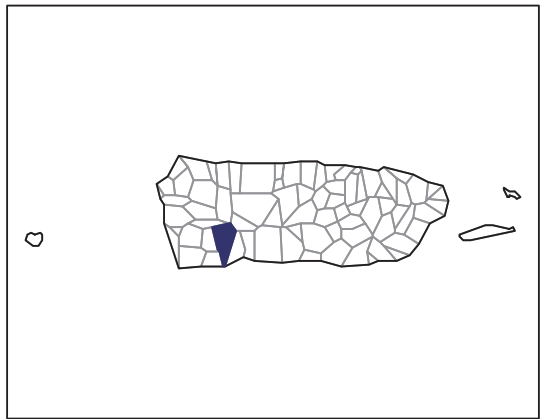


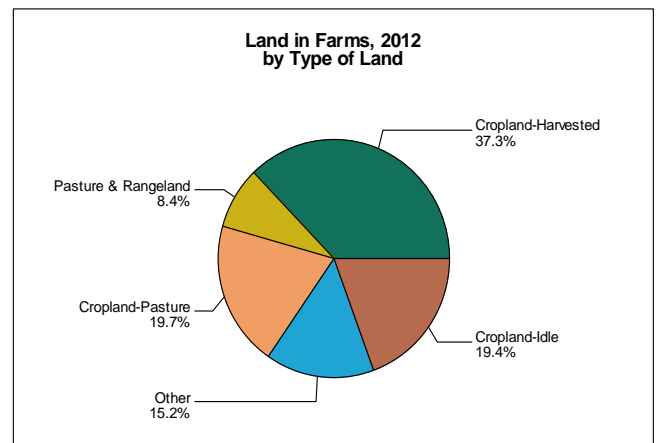
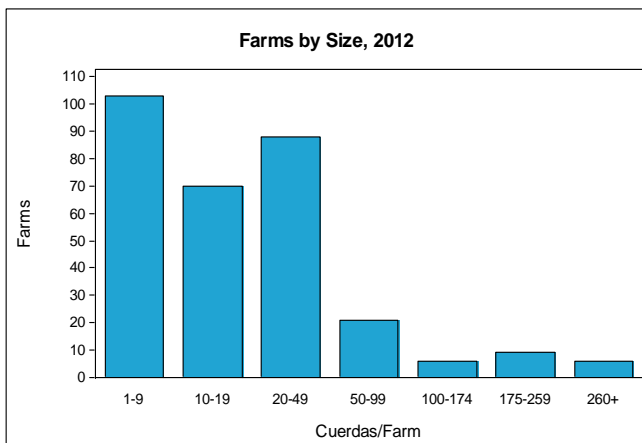
2012 CENSUS OF AGRICULTURE

MUNICIPIO PROFILE



Yauco Municipio Puerto Rico

	2012	2007	% change
Number of Farms	303	515	- 41
Land in Farms	10,959 cuerdas	11,198 cuerdas	- 2
Average Size of Farm	36 cuerdas	22 cuerdas	+ 64
Market Value of Products Sold	\$7,920,200	\$7,898,405	0
Crop Sales \$7,352,338 (93 percent)			
Livestock Sales \$567,862 (7 percent)			
Average Per Farm	\$26,139	\$15,337	+ 70
Government Payments	\$1,059,125	\$763,003	+ 39





Yauco Municipio – Puerto Rico

Ranked items among the 76 municipios, 2012

Item	Quantity	Island Rank	Universe ¹
MARKET VALUE OF AGRICULTURAL PRODUCTS SOLD (\$)			
Total value of agricultural products sold	7,920,200	21	76
Value of Value of crops sold	7,352,338	9	75
Value of livestock, poultry, and their products	567,862	53	75
VALUE OF SALES BY COMMODITY GROUP (\$)			
Nursery and greenhouse crops	37,593	55	64
Plantains	(D)	19	71
Coffee	1,952,998	5	55
Vegetables or melons	13,707	58	69
Fruit	277,880	22	68
Bananas	(D)	1	60
Root crops or tubers	88,887	20	63
Grains	23,387	27	60
Grasses	-	-	-
Poultry and eggs	(D)	28	63
Cattle and calves	218,959	48	75
Milk and other dairy products from cows sold	-	-	-
Hogs and pigs	(D)	31	61
Aquaculture	144,000	3	19
Other livestock and other livestock products	(D)	7	63
TOP LIVESTOCK INVENTORY ITEMS (number)			
Cattle and Calves	1,715	44	75
Poultry	1,141	27	74
Hogs and Pigs	931	20	62
Rabbits	(D)	16	57
Goats	241	8	59
TOP CROP ITEMS (cuerdas)			
Coffee	2,621	3	56
Bananas	889	2	61
Plantains	357	20	71
Oranges	145	8	70
Avocados	50	2	61

Other Municipio Highlights, 2012

Economic Characteristics	Quantity
Farms by value of sales:	
Less than \$1,000	63
\$1,000 to \$2,499	41
\$2,500 to \$4,999	44
\$5,000 to \$7,499	28
\$7,500 to \$9,999	42
\$10,000 to \$19,999	51
\$20,000 to \$39,999	13
\$40,000 to \$59,999	6
\$60,000 or more	15
Farm production expenses (\$):	
Wages and salaries	4,404,448
Contract labor	17,428

Operator Characteristics	Quantity
Principal operators by primary occupation:	
Agricultural	122
Nonagricultural	181
Principal operators by sex:	
Male	268
Female	35
All operators by highest level of school attended:	
None	11
Elementary	71
Secondary	53
High school diploma	72
Some college	22
Bachelor's degree	41
Master's or PhD	33

See "Census of Agriculture, Volume 1, Geographic Area Series" for complete footnotes, explanations, definitions, and methodology.

- Represents zero. (D) Withheld to avoid disclosing data for individual operations.

¹ Universe is number of municipios in Puerto Rico with item..