

2012 CENSUS OF AGRICULTURE

RACE / ETHNICITY / GENDER PROFILE

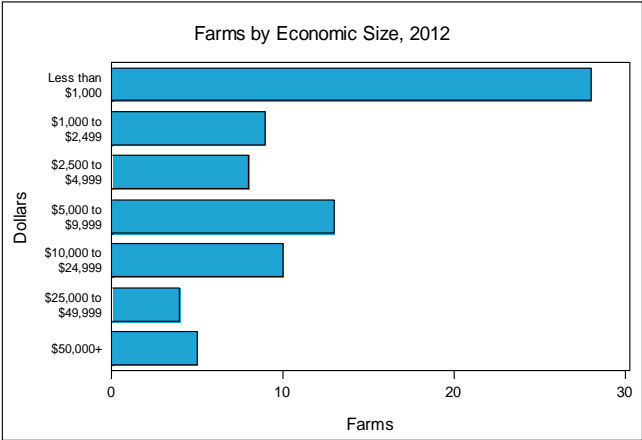
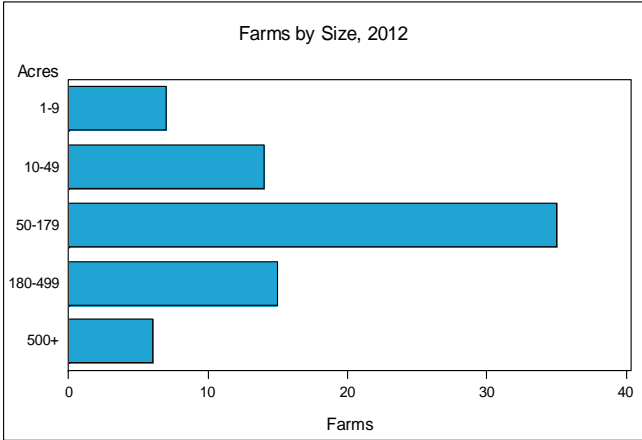



Marion County - Arkansas Farms with Women Principal Operators Compared with All Farms

	Women Principal Operators	All Farms
Number of Farms	77	485
Land in Farms	14,156 acres	136,740 acres
Average Size of Farm	184 acres	282 acres
Market Value of Products Sold	\$1,183,000	\$39,667,000
Crop Sales	\$31,000	\$560,000
Livestock Sales	\$1,152,000	\$39,107,000
Average Per Farm	\$15,369	\$81,788
Government Payments	\$78,000	\$1,159,000
Average Per Farm Receiving Payments	\$5,182	\$8,981

See footnotes on reverse page.

Farms with Women Principal Operators





2012 CENSUS OF AGRICULTURE
RACE / ETHNICITY / GENDER PROFILE

Marion County - Arkansas Farms with Women Principal Operators

Selected Highlights

Item	Farms	Quantity
MARKET VALUE OF AGRICULTURAL PRODUCTS SOLD (\$1,000)		
Total value of agricultural products sold	77	1,183
Value of crops including nursery and greenhouse	8	31
Value of livestock, poultry, and their products	54	1,152
VALUE OF SALES BY COMMODITY GROUP (\$1,000)		
Grains, oilseeds, dry beans, and dry peas	-	-
Tobacco	-	-
Cotton and cottonseed	-	-
Vegetables, melons, potatoes and sweet potatoes	1	(D)
Fruits, tree nuts, and berries	-	-
Nursery, greenhouse, floriculture, and sod	-	-
Cut Christmas trees and short rotation woody crops	-	-
Other crops and hay	7	(D)
Poultry and eggs	11	7
Cattle and calves	32	1,101
Milk from cows	-	-
Hogs and pigs	-	-
Sheep, goats, wool, mohair, and milk	14	(D)
Horses, ponies, mules, burros, and donkeys	6	19
Aquaculture	-	-
Other animals and other animal products	2	(D)
TOP CROP ITEMS (acres)		
Forage, all	19	988
Vegetables harvested, all	1	(D)
Beans, snap	1	(D)
Cantaloupes and muskmelons	1	(D)
Tomatoes in the open	1	(D)
TOP LIVESTOCK INVENTORY ITEMS (number)		
Cattle and calves	45	2,317
Layers	19	(D)
Horses and ponies	27	196
Goats, all	20	195
Broilers and other meat-type chickens	3	28

Operator Characteristics

Item	Quantity
Primary occupation:	
Farming	28
Other	49
Days worked off farm:	
None	28
Any	49
Years on present farm:	
2 years or less	2
3 to 4 years	4
5 to 9 years	20
10 years or more	51
Age group:	
Under 35 years	5
35 to 44 years	6
45 to 64 years	41
65 years and over	25
Average age of principal operator (years)	58.6

Economic Characteristics

Item	Quantity
Farms by value of sales:	
Less than \$1,000	29
\$1,000 to \$2,499	8
\$2,500 to \$4,999	9
\$5,000 to \$9,999	12
\$10,000 to \$49,999	14
\$50,000 to \$99,999	2
\$100,000 to \$249,999	2
\$250,000 to \$499,999	1
\$500,000 or more	-
Total farm production expenses (\$1,000)	1,409
Average per farm (\$)	18,303
Net cash farm income of operation (\$1,000)	-102
Average per farm (\$)	-1,321
Value of agricultural products sold directly to individuals for human consumption (\$1,000)	7
Total organic product sales (\$1,000)	-
Total income from farm-related sources, gross before taxes and expenses (\$1,000)	46

See "Census of Agriculture, Volume 1, Geographic Area Series" for complete footnotes, explanations, definitions, and methodology.
 - Represents zero. (D) Withheld to avoid disclosing data for individual operations.

2012 CENSUS OF AGRICULTURE

RACE / ETHNICITY / GENDER PROFILE

Marion County - Arkansas Farms with Spanish, Hispanic, or Latino Operators Compared with All Farms



Data are not available at this geographic level for farms with Spanish, Hispanic, or Latino Operators.

2012 CENSUS OF AGRICULTURE

RACE / ETHNICITY / GENDER PROFILE

Marion County - Arkansas Farms with American Indian or Alaska Native Operators Compared with All Farms



Data are not available at this geographic level for farms with American Indian or Alaska Native Operators.



US Department of Agriculture
National Agricultural Statistics Service

www.agcensus.usda.gov

2012 CENSUS OF AGRICULTURE

RACE / ETHNICITY / GENDER PROFILE

Marion County - Arkansas Farms with Asian Operators Compared with All Farms



Data are not available at this geographic level for farms with Asian Operators.



2012 CENSUS OF AGRICULTURE

RACE / ETHNICITY / GENDER PROFILE

Marion County - Arkansas Farms with Black or African American Operators Compared with All Farms



Data are not available at this geographic level for farms with Black or African American Operators.



2012 CENSUS OF AGRICULTURE

RACE / ETHNICITY / GENDER PROFILE

Marion County - Arkansas Farms with Native Hawaiian or Other Pacific Islander Operators Compared with All Farms



Data are not available at this geographic level for farms with Native Hawaiian or Other Pacific Islander Operators.

2012 CENSUS OF AGRICULTURE

RACE / ETHNICITY / GENDER PROFILE

Marion County - Arkansas Farms with White Operators Compared with All Farms



Data are not available at this geographic level for farms with White Operators.



