

2012 CENSUS OF AGRICULTURE

RACE / ETHNICITY / GENDER PROFILE

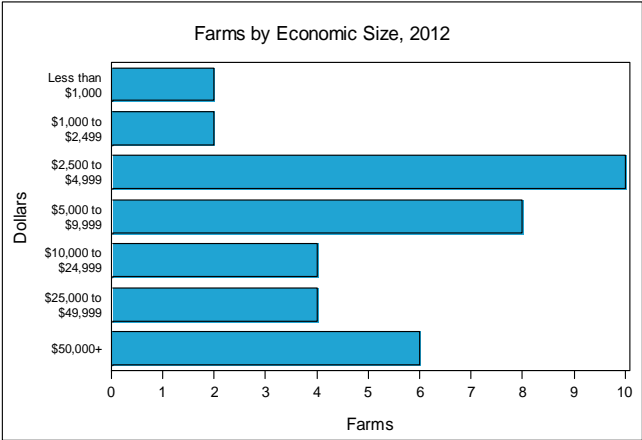
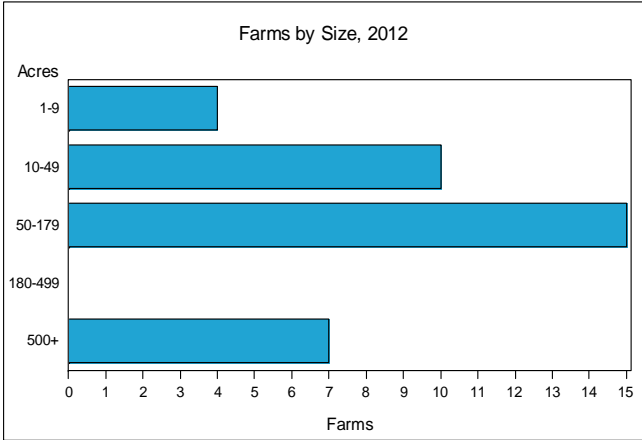


Poinsett County - Arkansas Farms with Women Principal Operators Compared with All Farms

	Women Principal Operators	All Farms
Number of Farms	36	397
Land in Farms	8,034 acres	385,236 acres
Average Size of Farm	223 acres	970 acres
Market Value of Products Sold	\$4,135,000	\$287,420,000
Crop Sales	\$4,012,000	\$286,746,000
Livestock Sales	\$123,000	\$674,000
Average Per Farm	\$114,869	\$723,980
Government Payments	\$367,000	\$15,715,000
Average Per Farm Receiving Payments	\$13,098	\$47,622

See footnotes on reverse page.

Farms with Women Principal Operators





2012 CENSUS OF AGRICULTURE
RACE / ETHNICITY / GENDER PROFILE

Poinsett County - Arkansas Farms with Women Principal Operators

Selected Highlights

Item	Farms	Quantity
MARKET VALUE OF AGRICULTURAL PRODUCTS SOLD (\$1,000)		
Total value of agricultural products sold	36	4,135
Value of crops including nursery and greenhouse	11	4,012
Value of livestock, poultry, and their products	6	123
VALUE OF SALES BY COMMODITY GROUP (\$1,000)		
Grains, oilseeds, dry beans, and dry peas	9	3,984
Tobacco	-	-
Cotton and cottonseed	-	-
Vegetables, melons, potatoes and sweet potatoes	-	-
Fruits, tree nuts, and berries	2	(D)
Nursery, greenhouse, floriculture, and sod	-	-
Cut Christmas trees and short rotation woody crops	-	-
Other crops and hay	1	(D)
Poultry and eggs	2	(D)
Cattle and calves	4	(D)
Milk from cows	2	(D)
Hogs and pigs	-	-
Sheep, goats, wool, mohair, and milk	2	(D)
Horses, ponies, mules, burros, and donkeys	-	-
Aquaculture	2	(D)
Other animals and other animal products	-	-
TOP CROP ITEMS (acres)		
Soybeans for beans	8	2,954
Rice	4	1,680
Winter wheat for grain	4	(D)
Sorghum for grain	1	(D)
Forage, all	1	(D)
TOP LIVESTOCK INVENTORY ITEMS (number)		
Layers	2	(D)
Pullets for laying flock replacement	2	(D)
Turkeys	2	(D)
Sheep and lambs	2	(D)
Cattle and calves	4	24

Operator Characteristics

Item	Quantity
Primary occupation:	
Farming	12
Other	24
Days worked off farm:	
None	15
Any	21
Years on present farm:	
2 years or less	4
3 to 4 years	2
5 to 9 years	-
10 years or more	30
Age group:	
Under 35 years	2
35 to 44 years	4
45 to 64 years	9
65 years and over	21
Average age of principal operator (years)	60.9

Economic Characteristics

Item	Quantity
Farms by value of sales:	
Less than \$1,000	21
\$1,000 to \$2,499	-
\$2,500 to \$4,999	-
\$5,000 to \$9,999	2
\$10,000 to \$49,999	7
\$50,000 to \$99,999	-
\$100,000 to \$249,999	-
\$250,000 to \$499,999	1
\$500,000 or more	5
Total farm production expenses (\$1,000)	2,869
Average per farm (\$)	79,688
Net cash farm income of operation (\$1,000)	2,419
Average per farm (\$)	67,183
Value of agricultural products sold directly to individuals for human consumption (\$1,000)	(D)
Total organic product sales (\$1,000)	-
Total income from farm-related sources, gross before taxes and expenses (\$1,000)	785

See "Census of Agriculture, Volume 1, Geographic Area Series" for complete footnotes, explanations, definitions, and methodology.
 - Represents zero. (D) Withheld to avoid disclosing data for individual operations.

2012 CENSUS OF AGRICULTURE

RACE / ETHNICITY / GENDER PROFILE

Poinsett County - Arkansas Farms with Spanish, Hispanic, or Latino Operators Compared with All Farms



Data are not available at this geographic level for farms with Spanish, Hispanic, or Latino Operators.



US Department of Agriculture
National Agricultural Statistics Service

www.agcensus.usda.gov

2012 CENSUS OF AGRICULTURE

RACE / ETHNICITY / GENDER PROFILE

Poinsett County - Arkansas Farms with American Indian or Alaska Native Operators Compared with All Farms



Data are not available at this geographic level for farms with American Indian or Alaska Native Operators.



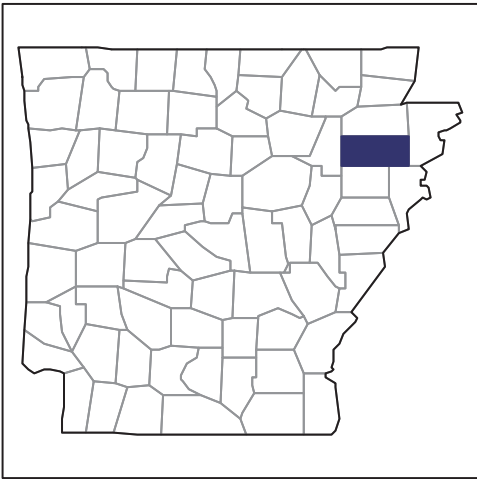
US Department of Agriculture
National Agricultural Statistics Service

www.agcensus.usda.gov

2012 CENSUS OF AGRICULTURE

RACE / ETHNICITY / GENDER PROFILE

Poinsett County - Arkansas Farms with Asian Operators Compared with All Farms



Data are not available at this geographic level for farms with Asian Operators.



2012 CENSUS OF AGRICULTURE

RACE / ETHNICITY / GENDER PROFILE

Poinsett County - Arkansas Farms with Black or African American Operators Compared with All Farms



Data are not available at this geographic level for farms with Black or African American Operators.



2012 CENSUS OF AGRICULTURE

RACE / ETHNICITY / GENDER PROFILE

Poinsett County - Arkansas Farms with Native Hawaiian or Other Pacific Islander Operators Compared with All Farms



Data are not available at this geographic level for farms with Native Hawaiian or Other Pacific Islander Operators.



2012 CENSUS OF AGRICULTURE

RACE / ETHNICITY / GENDER PROFILE

Poinsett County - Arkansas Farms with White Operators Compared with All Farms



Data are not available at this geographic level for farms with White Operators.



