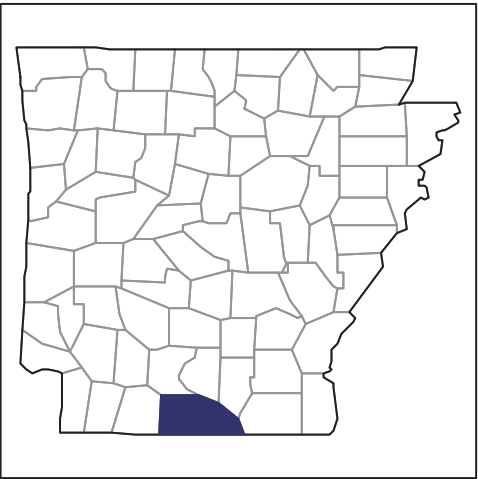


# 2012 CENSUS OF AGRICULTURE

## RACE / ETHNICITY / GENDER PROFILE

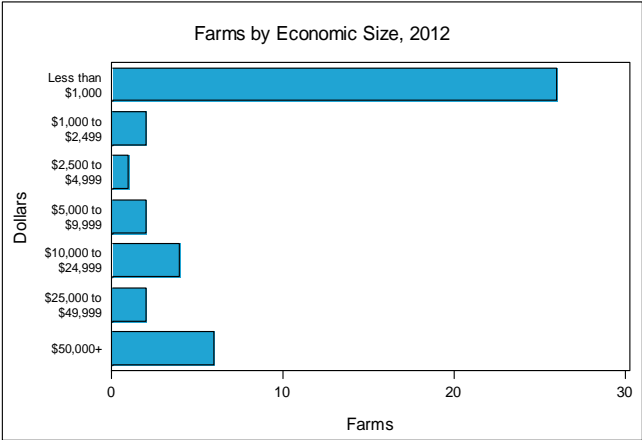
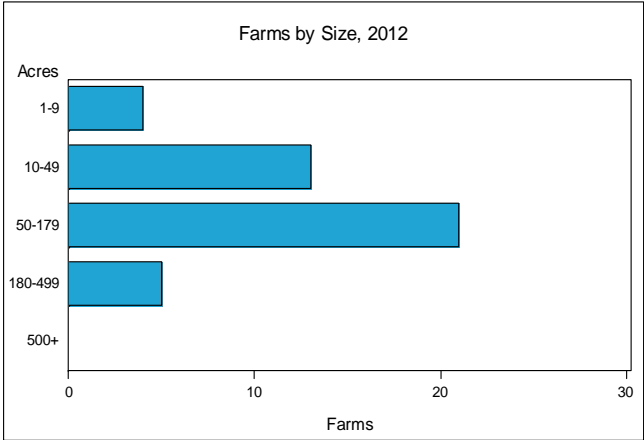


### Union County - Arkansas Farms with Women Principal Operators Compared with All Farms

	Women Principal Operators	All Farms
<b>Number of Farms</b>	43	280
<b>Land in Farms</b>	3,378 acres	42,503 acres
<b>Average Size of Farm</b>	79 acres	152 acres
<b>Market Value of Products Sold</b>	\$10,219,000	\$27,952,000
Crop Sales	\$61,000	\$569,000
Livestock Sales	\$10,158,000	\$27,383,000
Average Per Farm	\$237,650	\$99,828
<b>Government Payments</b>	(D)	\$91,000
Average Per Farm Receiving Payments	(D)	\$2,174

See footnotes on reverse page.

#### Farms with Women Principal Operators





**2012 CENSUS OF AGRICULTURE**  
**RACE / ETHNICITY / GENDER PROFILE**

## Union County - Arkansas Farms with Women Principal Operators

### Selected Highlights

Item	Farms	Quantity
<b>MARKET VALUE OF AGRICULTURAL PRODUCTS SOLD (\$1,000)</b>		
Total value of agricultural products sold	43	10,219
Value of crops including nursery and greenhouse	7	61
Value of livestock, poultry, and their products	21	10,158
<b>VALUE OF SALES BY COMMODITY GROUP (\$1,000)</b>		
Grains, oilseeds, dry beans, and dry peas	-	-
Tobacco	-	-
Cotton and cottonseed	-	-
Vegetables, melons, potatoes and sweet potatoes	1	(D)
Fruits, tree nuts, and berries	1	(D)
Nursery, greenhouse, floriculture, and sod	1	(D)
Cut Christmas trees and short rotation woody crops	-	-
Other crops and hay	7	22
Poultry and eggs	10	10,051
Cattle and calves	7	102
Milk from cows	-	-
Hogs and pigs	-	-
Sheep, goats, wool, mohair, and milk	4	4
Horses, ponies, mules, burros, and donkeys	-	-
Aquaculture	-	-
Other animals and other animal products	-	-
<b>TOP CROP ITEMS (acres)</b>		
Forage, all	15	712
Vegetables harvested, all	1	(D)
Land in Berries	1	(D)
Blackberries	1	(D)
Cantaloupes and muskmelons	1	(D)
<b>TOP LIVESTOCK INVENTORY ITEMS (number)</b>		
Broilers and other meat-type chickens	7	700,020
Layers	11	(D)
Cattle and calves	15	339
Roosters	1	(D)
Horses and ponies	24	156

### Operator Characteristics

Item	Quantity
Primary occupation:	
Farming	26
Other	17
Days worked off farm:	
None	25
Any	18
Years on present farm:	
2 years or less	-
3 to 4 years	2
5 to 9 years	16
10 years or more	25
Age group:	
Under 35 years	-
35 to 44 years	7
45 to 64 years	25
65 years and over	11
Average age of principal operator (years)	59.1

### Economic Characteristics

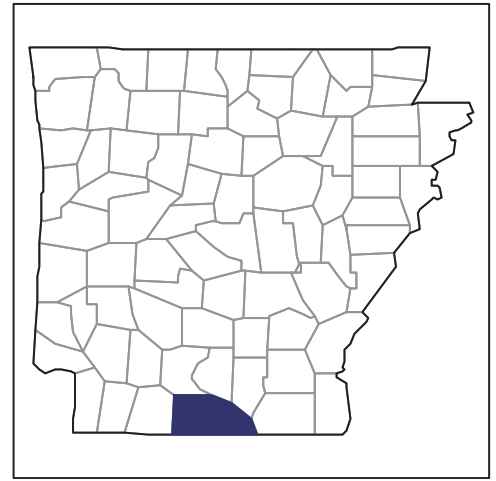
Item	Quantity
Farms by value of sales:	
Less than \$1,000	26
\$1,000 to \$2,499	2
\$2,500 to \$4,999	1
\$5,000 to \$9,999	2
\$10,000 to \$49,999	6
\$50,000 to \$99,999	1
\$100,000 to \$249,999	-
\$250,000 to \$499,999	-
\$500,000 or more	5
Total farm production expenses (\$1,000)	8,230
Average per farm (\$)	191,406
Net cash farm income of operation (\$1,000)	1,995
Average per farm (\$)	46,394
Value of agricultural products sold directly to individuals for human consumption (\$1,000)	(D)
Total organic product sales (\$1,000)	-
Total income from farm-related sources, gross before taxes and expenses (\$1,000)	4

See "Census of Agriculture, Volume 1, Geographic Area Series" for complete footnotes, explanations, definitions, and methodology.  
 - Represents zero. (D) Withheld to avoid disclosing data for individual operations.

# 2012 CENSUS OF AGRICULTURE

## RACE / ETHNICITY / GENDER PROFILE

### Union County - Arkansas Farms with Spanish, Hispanic, or Latino Operators Compared with All Farms



Data are not available at this geographic level for farms with Spanish, Hispanic, or Latino Operators.



US Department of Agriculture  
National Agricultural Statistics Service

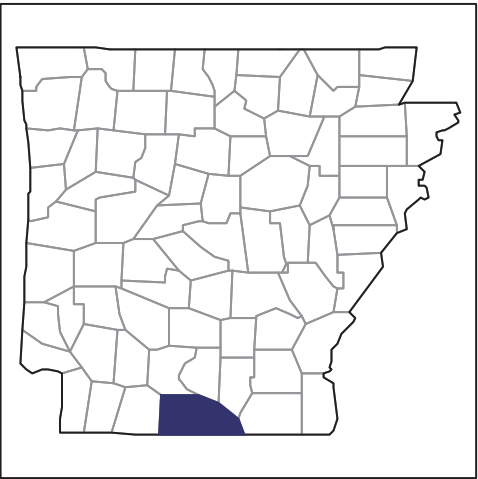
[www.agcensus.usda.gov](http://www.agcensus.usda.gov)



# 2012 CENSUS OF AGRICULTURE

## RACE / ETHNICITY / GENDER PROFILE

### Union County - Arkansas Farms with American Indian or Alaska Native Operators Compared with All Farms



Data are not available at this geographic level for farms with American Indian or Alaska Native Operators.



US Department of Agriculture  
National Agricultural Statistics Service

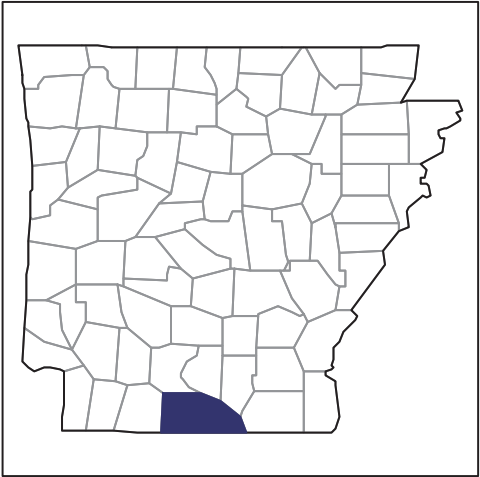
[www.agcensus.usda.gov](http://www.agcensus.usda.gov)



# 2012 CENSUS OF AGRICULTURE

## RACE / ETHNICITY / GENDER PROFILE

### Union County - Arkansas Farms with Asian Operators Compared with All Farms



Data are not available at this geographic level for farms with Asian Operators.



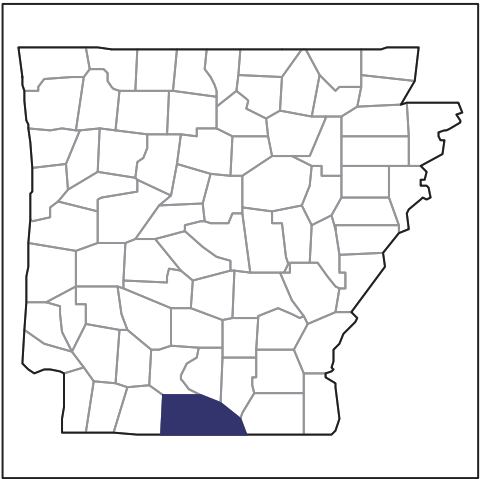




# 2012 CENSUS OF AGRICULTURE

## RACE / ETHNICITY / GENDER PROFILE

### Union County - Arkansas Farms with Black or African American Operators Compared with All Farms



Data are not available at this geographic level for farms with Black or African American Operators.

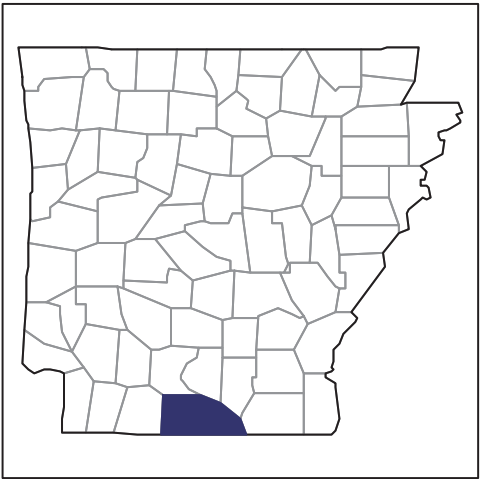




# 2012 CENSUS OF AGRICULTURE

## RACE / ETHNICITY / GENDER PROFILE

### Union County - Arkansas Farms with Native Hawaiian or Other Pacific Islander Operators Compared with All Farms



Data are not available at this geographic level for farms with Native Hawaiian or Other Pacific Islander Operators.



US Department of Agriculture  
National Agricultural Statistics Service

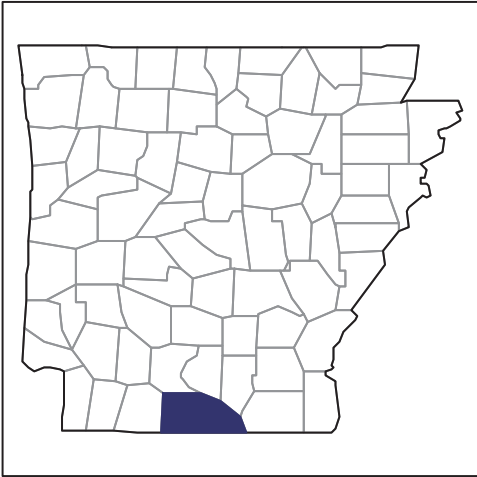
[www.agcensus.usda.gov](http://www.agcensus.usda.gov)



# 2012 CENSUS OF AGRICULTURE

## RACE / ETHNICITY / GENDER PROFILE

### Union County - Arkansas Farms with White Operators Compared with All Farms



Data are not available at this geographic level for farms with White Operators.



