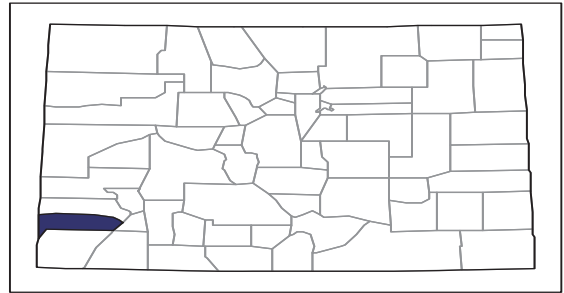


2012 CENSUS OF AGRICULTURE

RACE / ETHNICITY / GENDER PROFILE

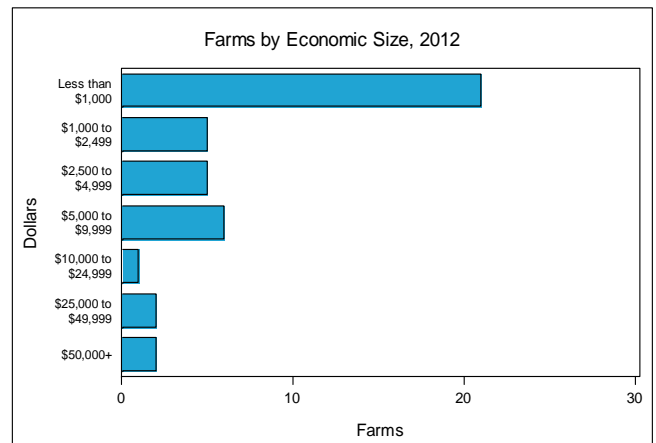
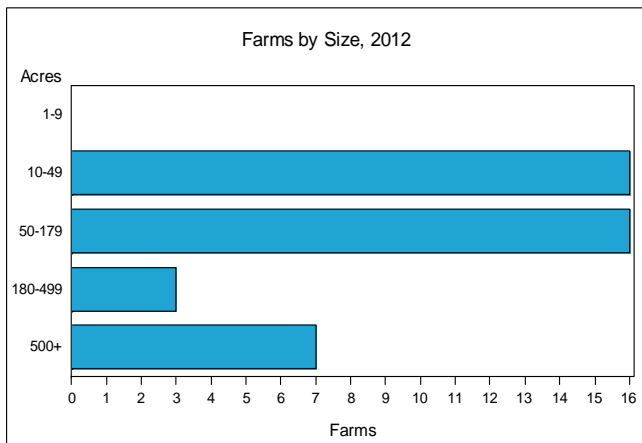


Dolores County - Colorado Farms with Women Principal Operators Compared with All Farms

	Women Principal Operators	All Farms
Number of Farms	42	283
Land in Farms	14,833 acres	159,961 acres
Average Size of Farm	353 acres	565 acres
Market Value of Products Sold	\$371,000	\$10,083,000
Crop Sales	\$9,000	\$6,339,000
Livestock Sales	\$361,000	\$3,744,000
Average Per Farm	\$8,823	\$35,629
Government Payments	\$47,000	\$1,153,000
Average Per Farm Receiving Payments	\$2,352	\$6,442

See footnotes on reverse page.

Farms with Women Principal Operators





2012 CENSUS OF AGRICULTURE
RACE / ETHNICITY / GENDER PROFILE

Dolores County - Colorado Farms with Women Principal Operators

Selected Highlights

Item	Farms	Quantity
MARKET VALUE OF AGRICULTURAL PRODUCTS SOLD (\$1,000)		
Total value of agricultural products sold	42	371
Value of crops including nursery and greenhouse	4	9
Value of livestock, poultry, and their products	10	361
VALUE OF SALES BY COMMODITY GROUP (\$1,000)		
Grains, oilseeds, dry beans, and dry peas	1	(D)
Tobacco	-	-
Cotton and cottonseed	-	-
Vegetables, melons, potatoes and sweet potatoes	2	(D)
Fruits, tree nuts, and berries	-	-
Nursery, greenhouse, floriculture, and sod	-	-
Cut Christmas trees and short rotation woody crops	-	-
Other crops and hay	1	(D)
Poultry and eggs	4	3
Cattle and calves	5	307
Milk from cows	-	-
Hogs and pigs	-	-
Sheep, goats, wool, mohair, and milk	3	52
Horses, ponies, mules, burros, and donkeys	-	-
Aquaculture	-	-
Other animals and other animal products	-	-
TOP CROP ITEMS (acres)		
Winter wheat for grain	1	(D)
Forage, all	1	(D)
Land in Berries	3	(D)
Vegetables harvested, all	2	(D)
Raspberries, all	3	(D)
TOP LIVESTOCK INVENTORY ITEMS (number)		
Cattle and calves	11	672
Layers	4	330
Horses and ponies	16	167
Goats, all	10	99
Sheep and lambs	4	32

Operator Characteristics

Item	Quantity
Primary occupation:	
Farming	20
Other	22
Days worked off farm:	
None	27
Any	15
Years on present farm:	
2 years or less	3
3 to 4 years	3
5 to 9 years	14
10 years or more	22
Age group:	
Under 35 years	-
35 to 44 years	8
45 to 64 years	18
65 years and over	16
Average age of principal operator (years)	59.1

Economic Characteristics

Item	Quantity
Farms by value of sales:	
Less than \$1,000	30
\$1,000 to \$2,499	1
\$2,500 to \$4,999	4
\$5,000 to \$9,999	3
\$10,000 to \$49,999	2
\$50,000 to \$99,999	1
\$100,000 to \$249,999	1
\$250,000 to \$499,999	-
\$500,000 or more	-
Total farm production expenses (\$1,000)	952
Average per farm (\$)	22,675
Net cash farm income of operation (\$1,000)	-446
Average per farm (\$)	-10,623
Value of agricultural products sold directly to individuals for human consumption (\$1,000)	13
Total organic product sales (\$1,000)	-
Total income from farm-related sources, gross before taxes and expenses (\$1,000)	89

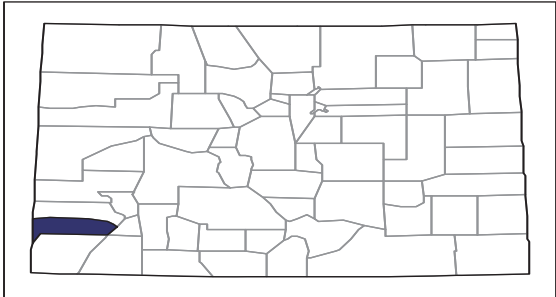
See "Census of Agriculture, Volume 1, Geographic Area Series" for complete footnotes, explanations, definitions, and methodology.

- Represents zero. (D) Withheld to avoid disclosing data for individual operations.

2012 CENSUS OF AGRICULTURE

RACE / ETHNICITY / GENDER PROFILE

Dolores County - Colorado Farms with Spanish, Hispanic, or Latino Operators Compared with All Farms

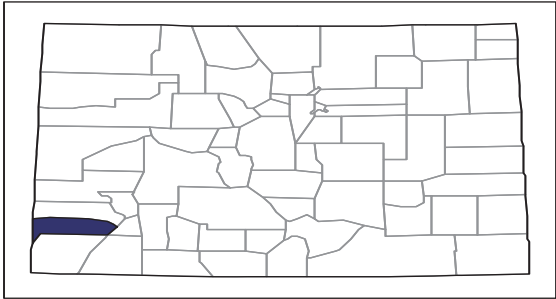


Data are not available at this geographic level for farms with Spanish, Hispanic, or Latino Operators.

2012 CENSUS OF AGRICULTURE

RACE / ETHNICITY / GENDER PROFILE

Dolores County - Colorado Farms with American Indian or Alaska Native Operators Compared with All Farms

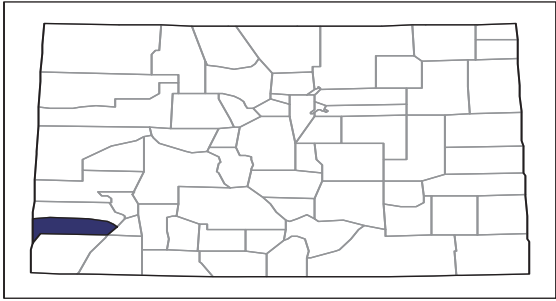


Data are not available at this geographic level for farms with American Indian or Alaska Native Operators.

2012 CENSUS OF AGRICULTURE

RACE / ETHNICITY / GENDER PROFILE

Dolores County - Colorado Farms with Asian Operators Compared with All Farms

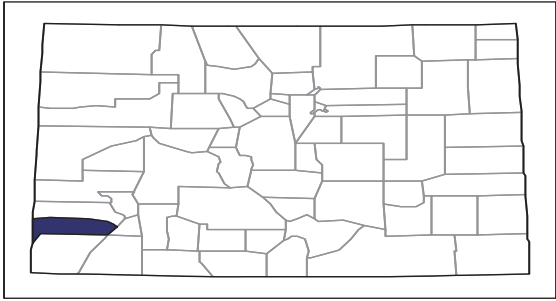


Data are not available at this geographic level for farms with Asian Operators.

2012 CENSUS OF AGRICULTURE

RACE / ETHNICITY / GENDER PROFILE

Dolores County - Colorado Farms with Black or African American Operators Compared with All Farms



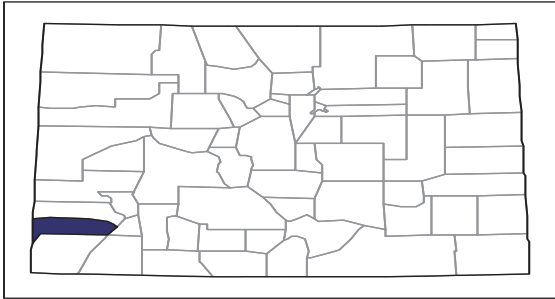
Data are not available at this geographic level for farms with Black or African American Operators.



2012 CENSUS OF AGRICULTURE

RACE / ETHNICITY / GENDER PROFILE

Dolores County - Colorado Farms with Native Hawaiian or Other Pacific Islander Operators Compared with All Farms

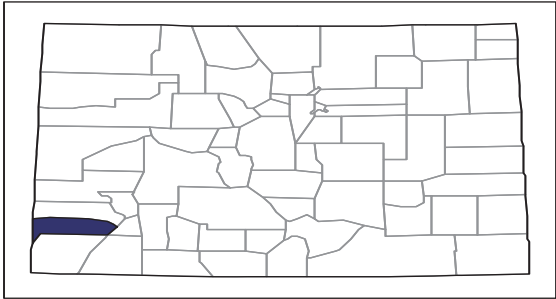


Data are not available at this geographic level for farms with Native Hawaiian or Other Pacific Islander Operators.

2012 CENSUS OF AGRICULTURE

RACE / ETHNICITY / GENDER PROFILE

Dolores County - Colorado Farms with White Operators Compared with All Farms



Data are not available at this geographic level for farms with White Operators.

