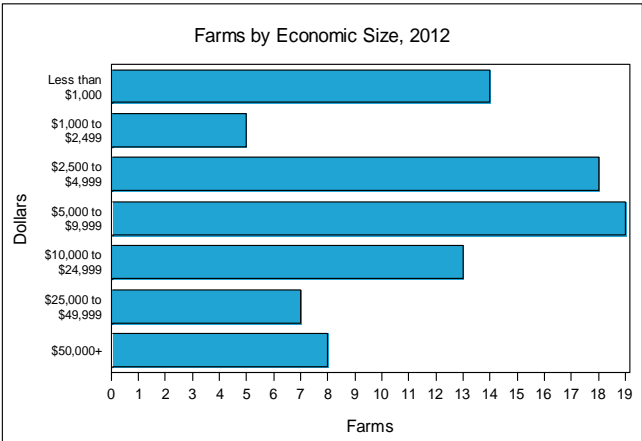
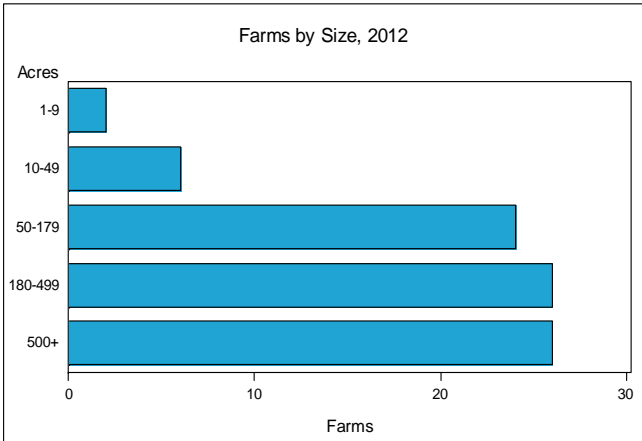


**Kit Carson County - Colorado
 Farms with Women Principal
 Operators Compared with All Farms**

	Women Principal Operators	All Farms
Number of Farms	84	704
Land in Farms	49,138 acres	1,376,777 acres
Average Size of Farm	585 acres	1,956 acres
Market Value of Products Sold	\$2,766,000	\$499,775,000
Crop Sales	\$2,048,000	\$140,583,000
Livestock Sales	\$718,000	\$359,192,000
Average Per Farm	\$32,929	\$709,908
Government Payments	\$731,000	\$12,129,000
Average Per Farm Receiving Payments	\$12,191	\$22,799

See footnotes on reverse page.

Farms with Women Principal Operators





2012 CENSUS OF AGRICULTURE
RACE / ETHNICITY / GENDER PROFILE

Kit Carson County - Colorado Farms with Women Principal Operators

Selected Highlights

Item	Farms	Quantity
MARKET VALUE OF AGRICULTURAL PRODUCTS SOLD (\$1,000)		
Total value of agricultural products sold	84	2,766
Value of crops including nursery and greenhouse	10	2,048
Value of livestock, poultry, and their products	21	718
VALUE OF SALES BY COMMODITY GROUP (\$1,000)		
Grains, oilseeds, dry beans, and dry peas	9	2,038
Tobacco	-	-
Cotton and cottonseed	-	-
Vegetables, melons, potatoes and sweet potatoes	-	-
Fruits, tree nuts, and berries	-	-
Nursery, greenhouse, floriculture, and sod	1	(D)
Cut Christmas trees and short rotation woody crops	-	-
Other crops and hay	2	(D)
Poultry and eggs	4	(D)
Cattle and calves	12	698
Milk from cows	-	-
Hogs and pigs	2	(D)
Sheep, goats, wool, mohair, and milk	-	-
Horses, ponies, mules, burros, and donkeys	7	18
Aquaculture	-	-
Other animals and other animal products	-	-
TOP CROP ITEMS (acres)		
Winter wheat for grain	9	4,739
Corn for grain	4	2,163
Sorghum for grain	1	(D)
Forage, all	3	229
Proso millet	1	(D)
TOP LIVESTOCK INVENTORY ITEMS (number)		
Cattle and calves	16	592
Horses and ponies	14	47
Layers	3	31
Hogs and pigs	2	(D)
Pullets for laying flock replacement	1	(D)

Operator Characteristics

Item	Quantity
Primary occupation:	
Farming	21
Other	63
Days worked off farm:	
None	27
Any	57
Years on present farm:	
2 years or less	2
3 to 4 years	2
5 to 9 years	9
10 years or more	71
Age group:	
Under 35 years	-
35 to 44 years	1
45 to 64 years	42
65 years and over	41
Average age of principal operator (years)	63.8

Economic Characteristics

Item	Quantity
Farms by value of sales:	
Less than \$1,000	60
\$1,000 to \$2,499	4
\$2,500 to \$4,999	7
\$5,000 to \$9,999	1
\$10,000 to \$49,999	5
\$50,000 to \$99,999	2
\$100,000 to \$249,999	1
\$250,000 to \$499,999	1
\$500,000 or more	3
Total farm production expenses (\$1,000)	2,816
Average per farm (\$)	33,525
Net cash farm income of operation (\$1,000)	1,843
Average per farm (\$)	21,943
Value of agricultural products sold directly to individuals for human consumption (\$1,000)	2
Total organic product sales (\$1,000)	-
Total income from farm-related sources, gross before taxes and expenses (\$1,000)	1,162

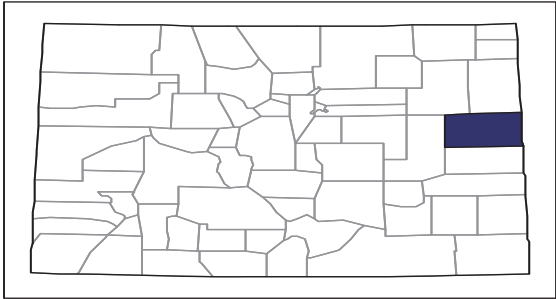
See "Census of Agriculture, Volume 1, Geographic Area Series" for complete footnotes, explanations, definitions, and methodology.

- Represents zero. (D) Withheld to avoid disclosing data for individual operations.

2012 CENSUS OF AGRICULTURE

RACE / ETHNICITY / GENDER PROFILE

Kit Carson County - Colorado Farms with Spanish, Hispanic, or Latino Operators Compared with All Farms

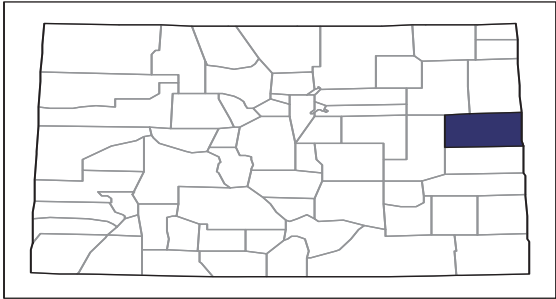


Data are not available at this geographic level for farms with Spanish, Hispanic, or Latino Operators.

2012 CENSUS OF AGRICULTURE

RACE / ETHNICITY / GENDER PROFILE

Kit Carson County - Colorado Farms with American Indian or Alaska Native Operators Compared with All Farms

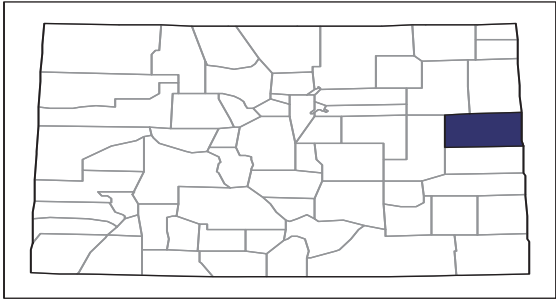


Data are not available at this geographic level for farms with American Indian or Alaska Native Operators.

2012 CENSUS OF AGRICULTURE

RACE / ETHNICITY / GENDER PROFILE

Kit Carson County - Colorado Farms with Asian Operators Compared with All Farms

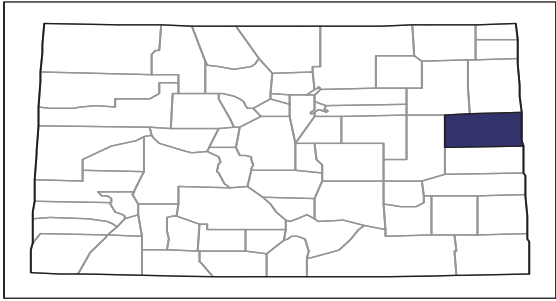


Data are not available at this geographic level for farms with Asian Operators.

2012 CENSUS OF AGRICULTURE

RACE / ETHNICITY / GENDER PROFILE

Kit Carson County - Colorado Farms with Black or African American Operators Compared with All Farms

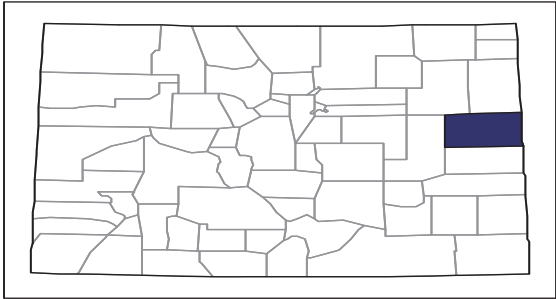


Data are not available at this geographic level for farms with Black or African American Operators.

2012 CENSUS OF AGRICULTURE

RACE / ETHNICITY / GENDER PROFILE

Kit Carson County - Colorado Farms with Native Hawaiian or Other Pacific Islander Operators Compared with All Farms

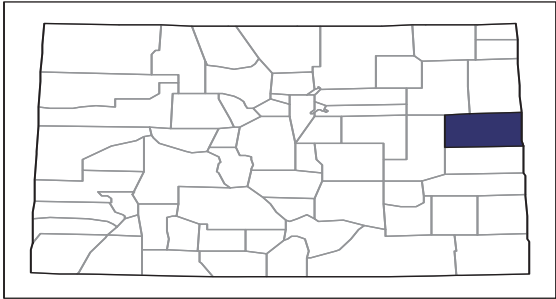


Data are not available at this geographic level for farms with Native Hawaiian or Other Pacific Islander Operators.

2012 CENSUS OF AGRICULTURE

RACE / ETHNICITY / GENDER PROFILE

Kit Carson County - Colorado Farms with White Operators Compared with All Farms



Data are not available at this geographic level for farms with White Operators.

