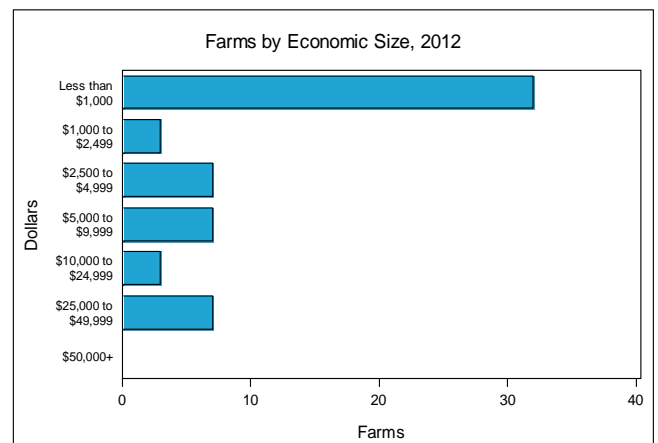
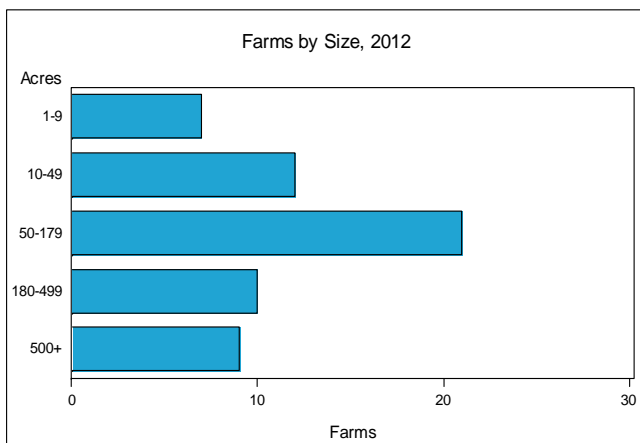


Park County - Colorado Farms with Women Principal Operators Compared with All Farms

	Women Principal Operators	All Farms
Number of Farms	59	209
Land in Farms	16,362 acres	179,948 acres
Average Size of Farm	277 acres	861 acres
Market Value of Products Sold	\$375,000	\$7,745,000
Crop Sales	\$47,000	\$713,000
Livestock Sales	\$327,000	\$7,032,000
Average Per Farm	\$6,353	\$37,058
Government Payments	\$24,000	\$140,000
Average Per Farm Receiving Payments	\$4,808	\$8,747

See footnotes on reverse page.

Farms with Women Principal Operators





2012 CENSUS OF AGRICULTURE
RACE / ETHNICITY / GENDER PROFILE

Park County - Colorado Farms with Women Principal Operators

Selected Highlights

Item	Farms	Quantity
MARKET VALUE OF AGRICULTURAL PRODUCTS SOLD (\$1,000)		
Total value of agricultural products sold	59	375
Value of crops including nursery and greenhouse	7	47
Value of livestock, poultry, and their products	33	327
VALUE OF SALES BY COMMODITY GROUP (\$1,000)		
Grains, oilseeds, dry beans, and dry peas	-	-
Tobacco	-	-
Cotton and cottonseed	-	-
Vegetables, melons, potatoes and sweet potatoes	-	-
Fruits, tree nuts, and berries	-	-
Nursery, greenhouse, floriculture, and sod	-	-
Cut Christmas trees and short rotation woody crops	-	-
Other crops and hay	7	47
Poultry and eggs	4	(Z)
Cattle and calves	15	240
Milk from cows	-	-
Hogs and pigs	6	5
Sheep, goats, wool, mohair, and milk	7	6
Horses, ponies, mules, burros, and donkeys	14	73
Aquaculture	-	-
Other animals and other animal products	3	3
TOP CROP ITEMS (acres)		
Forage, all	9	346
TOP LIVESTOCK INVENTORY ITEMS (number)		
Cattle and calves	22	637
Horses and ponies	33	239
Llamas	6	104
Layers	9	99
Goats, all	7	80

Operator Characteristics

Item	Quantity
Primary occupation:	
Farming	24
Other	35
Days worked off farm:	
None	13
Any	46
Years on present farm:	
2 years or less	2
3 to 4 years	-
5 to 9 years	10
10 years or more	47
Age group:	
Under 35 years	-
35 to 44 years	6
45 to 64 years	36
65 years and over	17
Average age of principal operator (years)	58.8

Economic Characteristics

Item	Quantity
Farms by value of sales:	
Less than \$1,000	33
\$1,000 to \$2,499	3
\$2,500 to \$4,999	7
\$5,000 to \$9,999	6
\$10,000 to \$49,999	10
\$50,000 to \$99,999	-
\$100,000 to \$249,999	-
\$250,000 to \$499,999	-
\$500,000 or more	-
Total farm production expenses (\$1,000)	1,255
Average per farm (\$)	21,277
Net cash farm income of operation (\$1,000)	-723
Average per farm (\$)	-12,257
Value of agricultural products sold directly to individuals for human consumption (\$1,000)	77
Total organic product sales (\$1,000)	-
Total income from farm-related sources, gross before taxes and expenses (\$1,000)	133

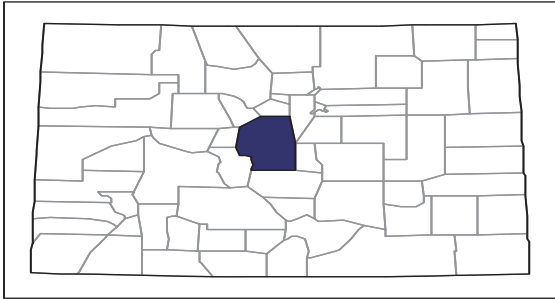
See "Census of Agriculture, Volume 1, Geographic Area Series" for complete footnotes, explanations, definitions, and methodology.

- Represents zero. (Z) Less than half of the unit shown.

2012 CENSUS OF AGRICULTURE

RACE / ETHNICITY / GENDER PROFILE

Park County - Colorado Farms with Spanish, Hispanic, or Latino Operators Compared with All Farms

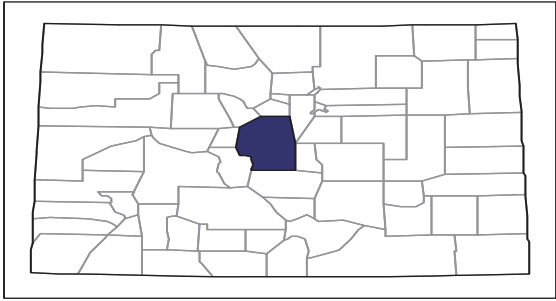


Data are not available at this geographic level for farms with Spanish, Hispanic, or Latino Operators.

2012 CENSUS OF AGRICULTURE

RACE / ETHNICITY / GENDER PROFILE

Park County - Colorado Farms with American Indian or Alaska Native Operators Compared with All Farms

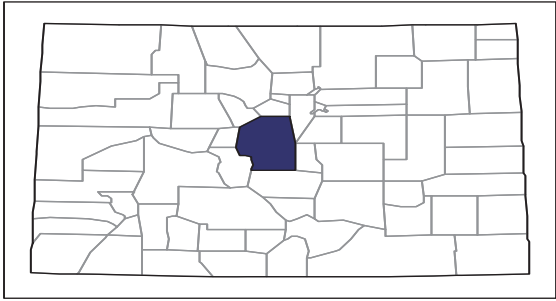


Data are not available at this geographic level for farms with American Indian or Alaska Native Operators.

2012 CENSUS OF AGRICULTURE

RACE / ETHNICITY / GENDER PROFILE

Park County - Colorado Farms with Asian Operators Compared with All Farms

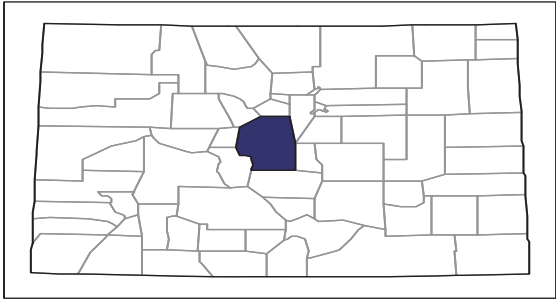


Data are not available at this geographic level for farms with Asian Operators.

2012 CENSUS OF AGRICULTURE

RACE / ETHNICITY / GENDER PROFILE

Park County - Colorado Farms with Black or African American Operators Compared with All Farms

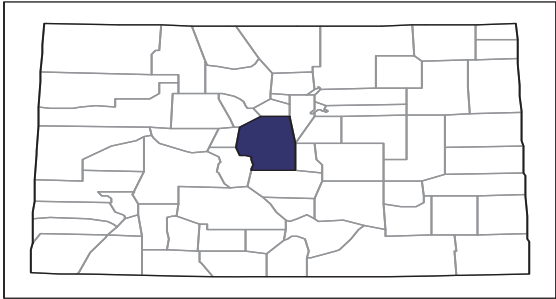


Data are not available at this geographic level for farms with Black or African American Operators.

2012 CENSUS OF AGRICULTURE

RACE / ETHNICITY / GENDER PROFILE

Park County - Colorado Farms with Native Hawaiian or Other Pacific Islander Operators Compared with All Farms

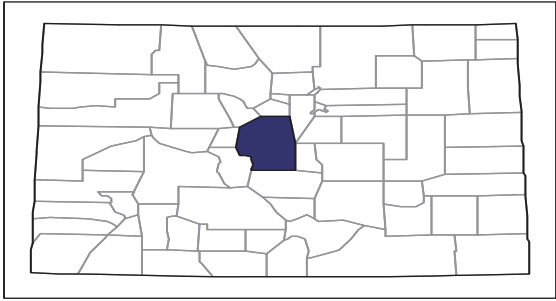


Data are not available at this geographic level for farms with Native Hawaiian or Other Pacific Islander Operators.

2012 CENSUS OF AGRICULTURE

RACE / ETHNICITY / GENDER PROFILE

Park County - Colorado Farms with White Operators Compared with All Farms



Data are not available at this geographic level for farms with White Operators.

