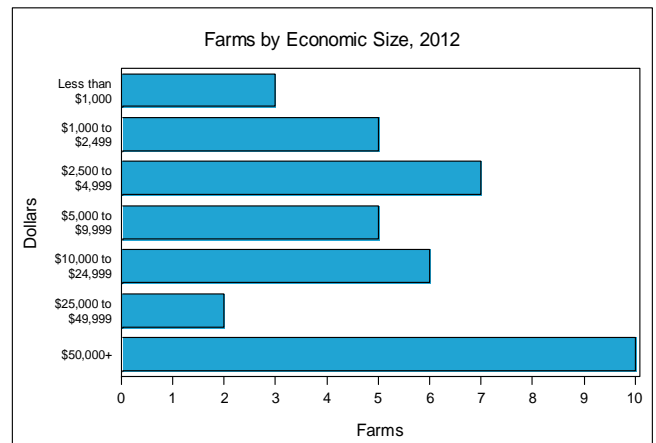
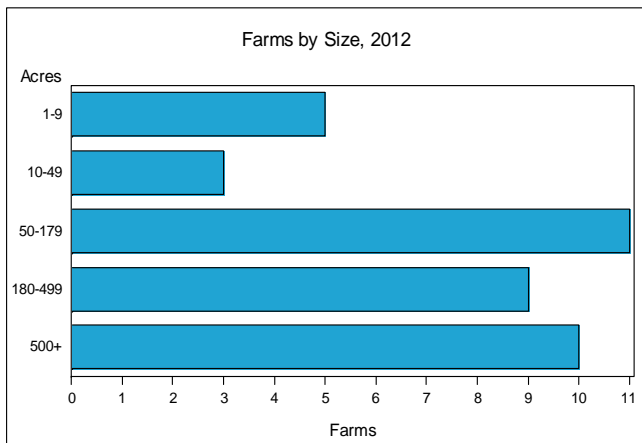


Phillips County - Colorado Farms with Women Principal Operators Compared with All Farms

	Women Principal Operators	All Farms
Number of Farms	38	319
Land in Farms	20,568 acres	436,499 acres
Average Size of Farm	541 acres	1,368 acres
Market Value of Products Sold	\$2,959,000	\$208,006,000
Crop Sales	\$2,852,000	\$117,490,000
Livestock Sales	\$107,000	\$90,516,000
Average Per Farm	\$77,868	\$652,055
Government Payments	\$432,000	\$6,831,000
Average Per Farm Receiving Payments	\$15,415	\$25,875

See footnotes on reverse page.

Farms with Women Principal Operators





2012 CENSUS OF AGRICULTURE
RACE / ETHNICITY / GENDER PROFILE

Phillips County - Colorado Farms with Women Principal Operators

Selected Highlights

Item	Farms	Quantity
MARKET VALUE OF AGRICULTURAL PRODUCTS SOLD (\$1,000)		
Total value of agricultural products sold	38	2,959
Value of crops including nursery and greenhouse	12	2,852
Value of livestock, poultry, and their products	6	107
VALUE OF SALES BY COMMODITY GROUP (\$1,000)		
Grains, oilseeds, dry beans, and dry peas	11	2,748
Tobacco	-	-
Cotton and cottonseed	-	-
Vegetables, melons, potatoes and sweet potatoes	-	-
Fruits, tree nuts, and berries	-	-
Nursery, greenhouse, floriculture, and sod	2	(D)
Cut Christmas trees and short rotation woody crops	-	-
Other crops and hay	2	(D)
Poultry and eggs	3	(D)
Cattle and calves	4	(D)
Milk from cows	-	-
Hogs and pigs	-	-
Sheep, goats, wool, mohair, and milk	2	(D)
Horses, ponies, mules, burros, and donkeys	-	-
Aquaculture	-	-
Other animals and other animal products	1	(D)
TOP CROP ITEMS (acres)		
Winter wheat for grain	10	3,811
Corn for grain	5	3,634
Forage, all	2	(D)
Sugarbeets for sugar	1	(D)
TOP LIVESTOCK INVENTORY ITEMS (number)		
Layers	3	(D)
Goats, all	2	(D)
Cattle and calves	4	124
Horses and ponies	5	36
Ducks	3	32

Operator Characteristics

Item	Quantity
Primary occupation:	
Farming	21
Other	17
Days worked off farm:	
None	21
Any	17
Years on present farm:	
2 years or less	-
3 to 4 years	2
5 to 9 years	4
10 years or more	32
Age group:	
Under 35 years	-
35 to 44 years	1
45 to 64 years	18
65 years and over	19
Average age of principal operator (years)	66.9

Economic Characteristics

Item	Quantity
Farms by value of sales:	
Less than \$1,000	22
\$1,000 to \$2,499	1
\$2,500 to \$4,999	2
\$5,000 to \$9,999	-
\$10,000 to \$49,999	3
\$50,000 to \$99,999	3
\$100,000 to \$249,999	2
\$250,000 to \$499,999	3
\$500,000 or more	2
Total farm production expenses (\$1,000)	2,717
Average per farm (\$)	71,507
Net cash farm income of operation (\$1,000)	1,206
Average per farm (\$)	31,750
Value of agricultural products sold directly to individuals for human consumption (\$1,000)	(D)
Total organic product sales (\$1,000)	-
Total income from farm-related sources, gross before taxes and expenses (\$1,000)	533

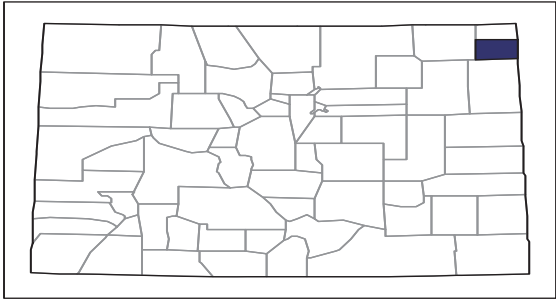
See "Census of Agriculture, Volume 1, Geographic Area Series" for complete footnotes, explanations, definitions, and methodology.

- Represents zero. (D) Withheld to avoid disclosing data for individual operations.

2012 CENSUS OF AGRICULTURE

RACE / ETHNICITY / GENDER PROFILE

Phillips County - Colorado Farms with Spanish, Hispanic, or Latino Operators Compared with All Farms

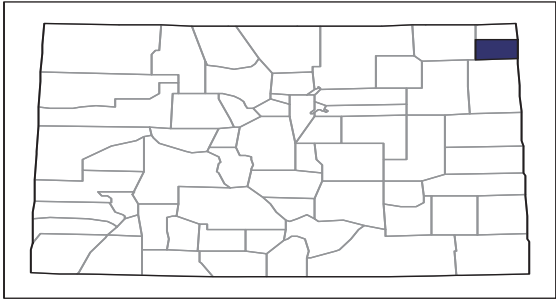


Data are not available at this geographic level for farms with Spanish, Hispanic, or Latino Operators.

2012 CENSUS OF AGRICULTURE

RACE / ETHNICITY / GENDER PROFILE

Phillips County - Colorado Farms with American Indian or Alaska Native Operators Compared with All Farms

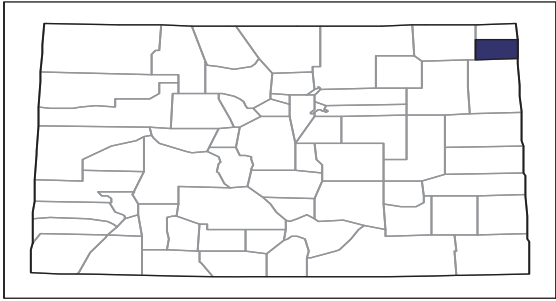


Data are not available at this geographic level for farms with American Indian or Alaska Native Operators.

2012 CENSUS OF AGRICULTURE

RACE / ETHNICITY / GENDER PROFILE

Phillips County - Colorado Farms with Asian Operators Compared with All Farms

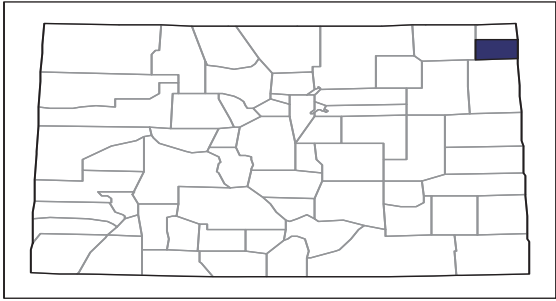


Data are not available at this geographic level for farms with Asian Operators.

2012 CENSUS OF AGRICULTURE

RACE / ETHNICITY / GENDER PROFILE

Phillips County - Colorado Farms with Black or African American Operators Compared with All Farms

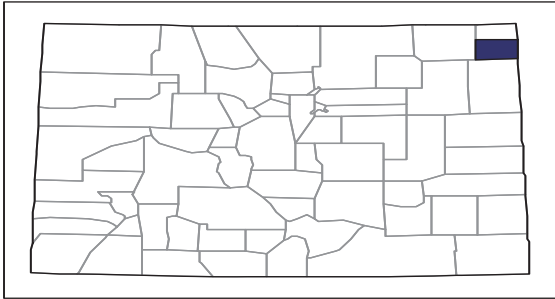


Data are not available at this geographic level for farms with Black or African American Operators.

2012 CENSUS OF AGRICULTURE

RACE / ETHNICITY / GENDER PROFILE

Phillips County - Colorado Farms with Native Hawaiian or Other Pacific Islander Operators Compared with All Farms

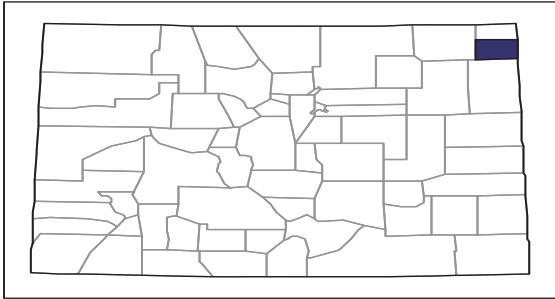


Data are not available at this geographic level for farms with Native Hawaiian or Other Pacific Islander Operators.

2012 CENSUS OF AGRICULTURE

RACE / ETHNICITY / GENDER PROFILE

Phillips County - Colorado Farms with White Operators Compared with All Farms



Data are not available at this geographic level for farms with White Operators.

