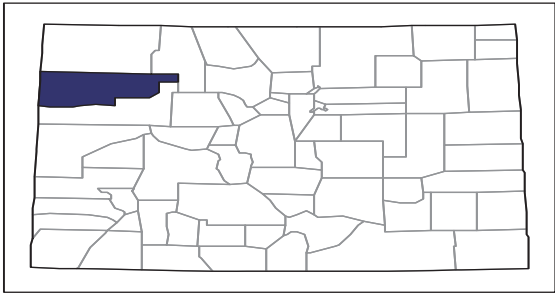


# 2012 CENSUS OF AGRICULTURE

## RACE / ETHNICITY / GENDER PROFILE

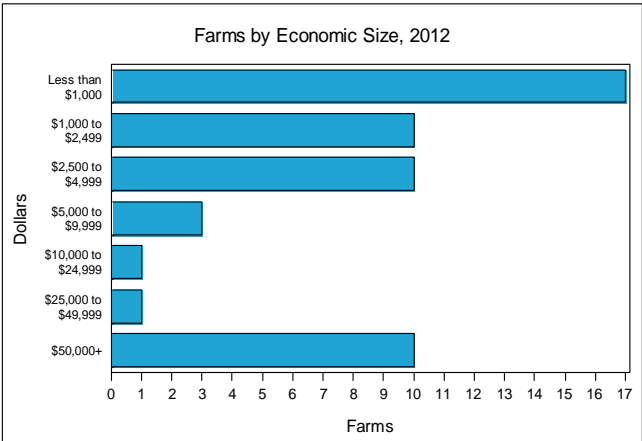
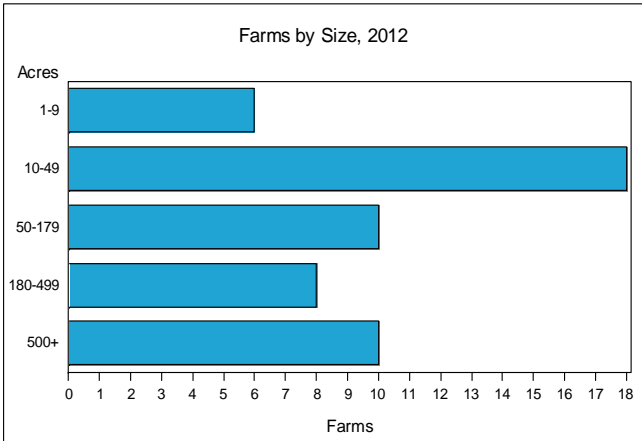


### Rio Blanco County - Colorado Farms with Women Principal Operators Compared with All Farms

	Women Principal Operators	All Farms
<b>Number of Farms</b>	52	313
<b>Land in Farms</b>	35,428 acres	507,343 acres
<b>Average Size of Farm</b>	681 acres	1,621 acres
<b>Market Value of Products Sold</b>	\$1,708,000	\$24,412,000
Crop Sales	\$306,000	\$3,961,000
Livestock Sales	\$1,402,000	\$20,452,000
Average Per Farm	\$32,847	\$77,995
<b>Government Payments</b>	\$11,000	\$786,000
Average Per Farm Receiving Payments	\$1,386	\$16,714

See footnotes on reverse page.

#### Farms with Women Principal Operators





# 2012 CENSUS OF AGRICULTURE

## RACE / ETHNICITY / GENDER PROFILE

### Rio Blanco County - Colorado Farms with Women Principal Operators

#### Selected Highlights

Item	Farms	Quantity
<b>MARKET VALUE OF AGRICULTURAL PRODUCTS SOLD (\$1,000)</b>		
Total value of agricultural products sold	52	1,708
Value of crops including nursery and greenhouse	17	306
Value of livestock, poultry, and their products	24	1,402
<b>VALUE OF SALES BY COMMODITY GROUP (\$1,000)</b>		
Grains, oilseeds, dry beans, and dry peas	-	-
Tobacco	-	-
Cotton and cottonseed	-	-
Vegetables, melons, potatoes and sweet potatoes	-	-
Fruits, tree nuts, and berries	-	-
Nursery, greenhouse, floriculture, and sod	-	-
Cut Christmas trees and short rotation woody crops	-	-
Other crops and hay	17	306
Poultry and eggs	5	(D)
Cattle and calves	14	1,355
Milk from cows	-	-
Hogs and pigs	-	-
Sheep, goats, wool, mohair, and milk	4	16
Horses, ponies, mules, burros, and donkeys	10	26
Aquaculture	-	-
Other animals and other animal products	1	(D)
<b>TOP CROP ITEMS (acres)</b>		
Forage, all	25	1,920
<b>TOP LIVESTOCK INVENTORY ITEMS (number)</b>		
Cattle and calves	22	2,435
Horses and ponies	33	271
Layers	14	235
Sheep and lambs	2	(D)
Mules, burros, and donkeys	4	52

#### Operator Characteristics

Item	Quantity
Primary occupation:	
Farming	25
Other	27
Days worked off farm:	
None	18
Any	34
Years on present farm:	
2 years or less	4
3 to 4 years	6
5 to 9 years	14
10 years or more	28
Age group:	
Under 35 years	9
35 to 44 years	1
45 to 64 years	32
65 years and over	10
Average age of principal operator (years)	54.2

#### Economic Characteristics

Item	Quantity
Farms by value of sales:	
Less than \$1,000	19
\$1,000 to \$2,499	10
\$2,500 to \$4,999	8
\$5,000 to \$9,999	3
\$10,000 to \$49,999	2
\$50,000 to \$99,999	5
\$100,000 to \$249,999	4
\$250,000 to \$499,999	-
\$500,000 or more	1
Total farm production expenses (\$1,000)	2,403
Average per farm (\$)	46,215
Net cash farm income of operation (\$1,000)	-400
Average per farm (\$)	-7,694
Value of agricultural products sold directly to individuals for human consumption (\$1,000)	1
Total organic product sales (\$1,000)	-
Total income from farm-related sources, gross before taxes and expenses (\$1,000)	284

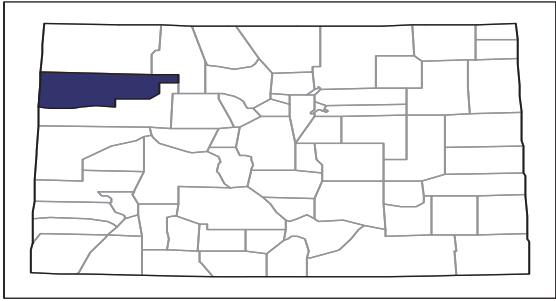
See "Census of Agriculture, Volume 1, Geographic Area Series" for complete footnotes, explanations, definitions, and methodology.

- Represents zero. (D) Withheld to avoid disclosing data for individual operations.

# 2012 CENSUS OF AGRICULTURE

## RACE / ETHNICITY / GENDER PROFILE

### Rio Blanco County - Colorado Farms with Spanish, Hispanic, or Latino Operators Compared with All Farms



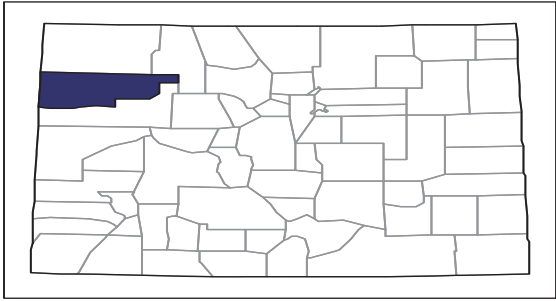
Data are not available at this geographic level for farms with Spanish, Hispanic, or Latino Operators.



# 2012 CENSUS OF AGRICULTURE

## RACE / ETHNICITY / GENDER PROFILE

### Rio Blanco County - Colorado Farms with American Indian or Alaska Native Operators Compared with All Farms



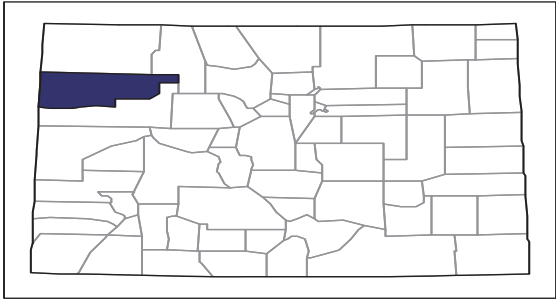
Data are not available at this geographic level for farms with American Indian or Alaska Native Operators.



# 2012 CENSUS OF AGRICULTURE

## RACE / ETHNICITY / GENDER PROFILE

### Rio Blanco County - Colorado Farms with Asian Operators Compared with All Farms



Data are not available at this geographic level for farms with Asian Operators.

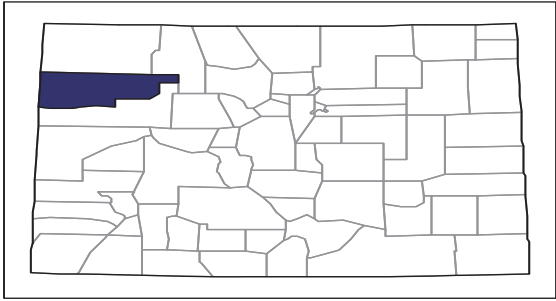




# 2012 CENSUS OF AGRICULTURE

## RACE / ETHNICITY / GENDER PROFILE

### Rio Blanco County - Colorado Farms with Black or African American Operators Compared with All Farms



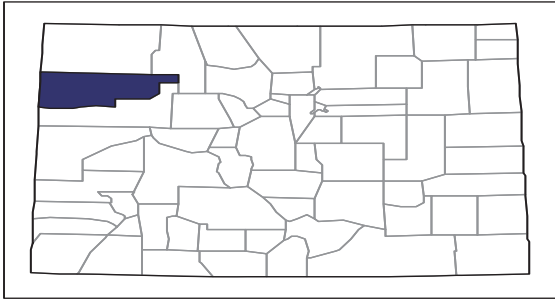
Data are not available at this geographic level for farms with Black or African American Operators.



# 2012 CENSUS OF AGRICULTURE

## RACE / ETHNICITY / GENDER PROFILE

### Rio Blanco County - Colorado Farms with Native Hawaiian or Other Pacific Islander Operators Compared with All Farms



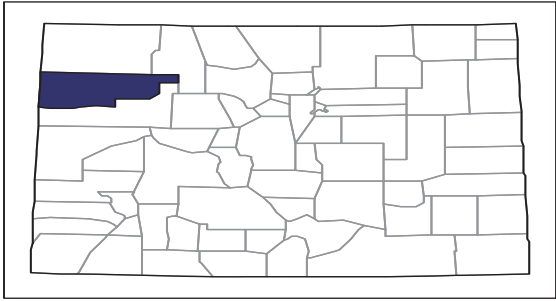
Data are not available at this geographic level for farms with Native Hawaiian or Other Pacific Islander Operators.



# 2012 CENSUS OF AGRICULTURE

## RACE / ETHNICITY / GENDER PROFILE

### Rio Blanco County - Colorado Farms with White Operators Compared with All Farms



Data are not available at this geographic level for farms with White Operators.

