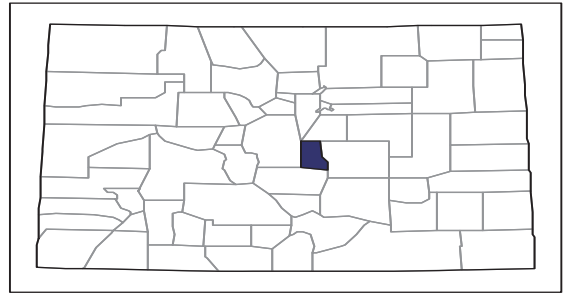


# 2012 CENSUS OF AGRICULTURE

## RACE / ETHNICITY / GENDER PROFILE

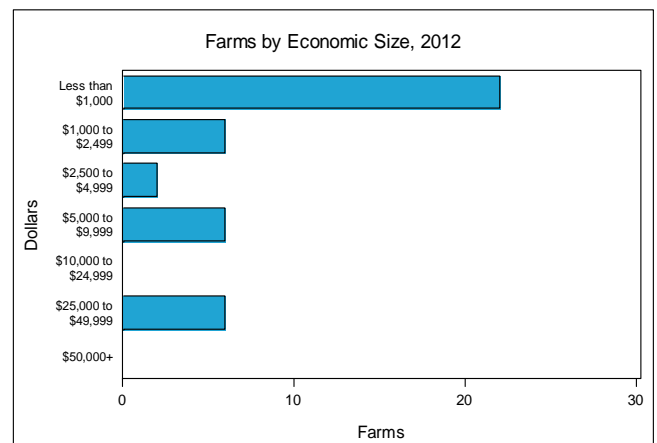
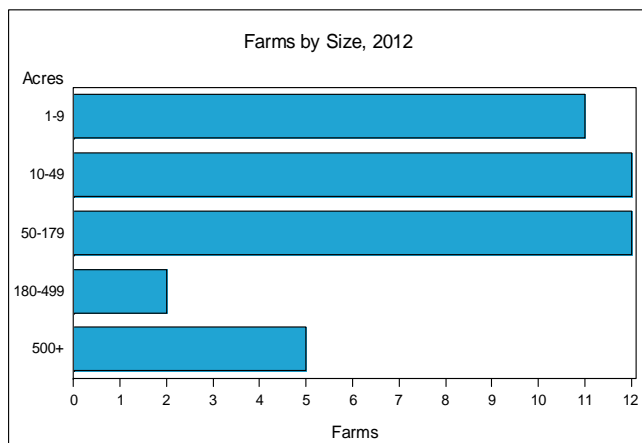


### Teller County - Colorado Farms with Women Principal Operators Compared with All Farms

	Women Principal Operators	All Farms
<b>Number of Farms</b>	42	123
<b>Land in Farms</b>	8,381 acres	70,911 acres
<b>Average Size of Farm</b>	200 acres	577 acres
<b>Market Value of Products Sold</b>	\$238,000	\$1,254,000
Crop Sales	\$12,000	\$158,000
Livestock Sales	\$226,000	\$1,096,000
Average Per Farm	\$5,671	\$10,196
<b>Government Payments</b>	\$14,000	\$102,000
Average Per Farm Receiving Payments	\$4,693	\$9,309

See footnotes on reverse page.

#### Farms with Women Principal Operators





**2012 CENSUS OF AGRICULTURE**  
**RACE / ETHNICITY / GENDER PROFILE**

## Teller County - Colorado Farms with Women Principal Operators

### Selected Highlights

Item	Farms	Quantity
<b>MARKET VALUE OF AGRICULTURAL PRODUCTS SOLD (\$1,000)</b>		
Total value of agricultural products sold	42	238
Value of crops including nursery and greenhouse	10	12
Value of livestock, poultry, and their products	28	226
<b>VALUE OF SALES BY COMMODITY GROUP (\$1,000)</b>		
Grains, oilseeds, dry beans, and dry peas	-	-
Tobacco	-	-
Cotton and cottonseed	-	-
Vegetables, melons, potatoes and sweet potatoes	1	(D)
Fruits, tree nuts, and berries	2	(D)
Nursery, greenhouse, floriculture, and sod	3	(D)
Cut Christmas trees and short rotation woody crops	2	(D)
Other crops and hay	4	(D)
Poultry and eggs	8	5
Cattle and calves	8	140
Milk from cows	3	(Z)
Hogs and pigs	2	(D)
Sheep, goats, wool, mohair, and milk	8	(D)
Horses, ponies, mules, burros, and donkeys	7	7
Aquaculture	-	-
Other animals and other animal products	8	67
<b>TOP CROP ITEMS (acres)</b>		
Forage, all	4	8
Cut Christmas trees	2	(D)
Vegetables harvested, all	1	(D)
Peaches, all	2	(D)
Squash, all	1	(D)
<b>TOP LIVESTOCK INVENTORY ITEMS (number)</b>		
Llamas	10	638
Cattle and calves	14	426
Horses and ponies	24	143
Layers	9	143
Goats, all	7	66

### Operator Characteristics

Item	Quantity
Primary occupation:	
Farming	18
Other	24
Days worked off farm:	
None	17
Any	25
Years on present farm:	
2 years or less	-
3 to 4 years	2
5 to 9 years	8
10 years or more	32
Age group:	
Under 35 years	1
35 to 44 years	1
45 to 64 years	36
65 years and over	4
Average age of principal operator (years)	56.1

### Economic Characteristics

Item	Quantity
Farms by value of sales:	
Less than \$1,000	24
\$1,000 to \$2,499	6
\$2,500 to \$4,999	3
\$5,000 to \$9,999	3
\$10,000 to \$49,999	6
\$50,000 to \$99,999	-
\$100,000 to \$249,999	-
\$250,000 to \$499,999	-
\$500,000 or more	-
Total farm production expenses (\$1,000)	747
Average per farm (\$)	17,786
Net cash farm income of operation (\$1,000)	-465
Average per farm (\$)	-11,071
Value of agricultural products sold directly to individuals for human consumption (\$1,000)	35
Total organic product sales (\$1,000)	-
Total income from farm-related sources, gross before taxes and expenses (\$1,000)	(D)

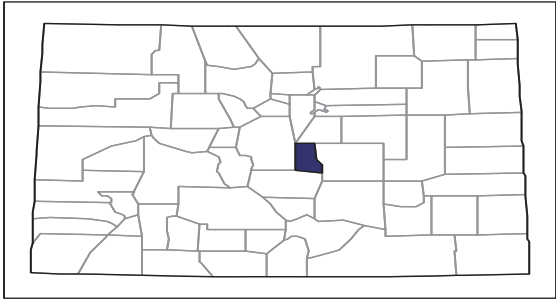
See "Census of Agriculture, Volume 1, Geographic Area Series" for complete footnotes, explanations, definitions, and methodology.

- Represents zero. (D) Withheld to avoid disclosing data for individual operations. (Z) Less than half of the unit shown.

# 2012 CENSUS OF AGRICULTURE

## RACE / ETHNICITY / GENDER PROFILE

### Teller County - Colorado Farms with Spanish, Hispanic, or Latino Operators Compared with All Farms



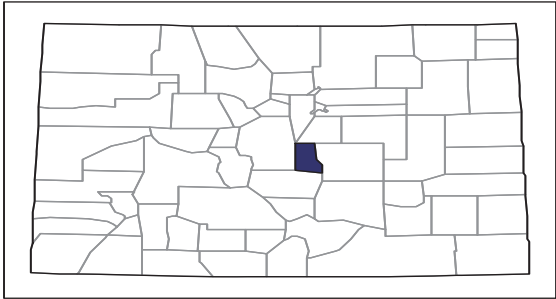
Data are not available at this geographic level for farms with Spanish, Hispanic, or Latino Operators.



# 2012 CENSUS OF AGRICULTURE

## RACE / ETHNICITY / GENDER PROFILE

### Teller County - Colorado Farms with American Indian or Alaska Native Operators Compared with All Farms



Data are not available at this geographic level for farms with American Indian or Alaska Native Operators.

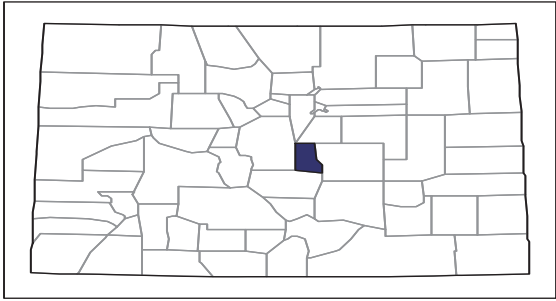




# 2012 CENSUS OF AGRICULTURE

## RACE / ETHNICITY / GENDER PROFILE

### Teller County - Colorado Farms with Asian Operators Compared with All Farms



Data are not available at this geographic level for farms with Asian Operators.

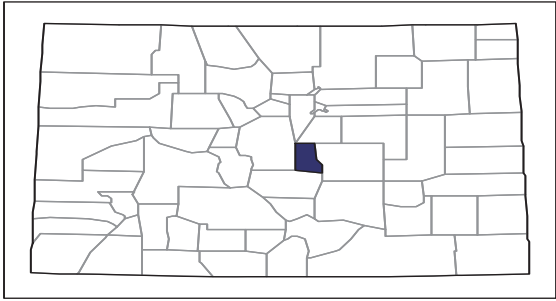




# 2012 CENSUS OF AGRICULTURE

## RACE / ETHNICITY / GENDER PROFILE

### Teller County - Colorado Farms with Black or African American Operators Compared with All Farms



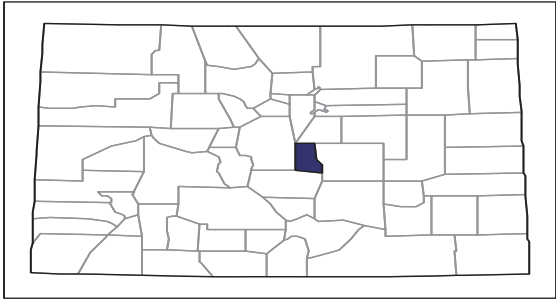
Data are not available at this geographic level for farms with Black or African American Operators.



# 2012 CENSUS OF AGRICULTURE

## RACE / ETHNICITY / GENDER PROFILE

### Teller County - Colorado Farms with Native Hawaiian or Other Pacific Islander Operators Compared with All Farms



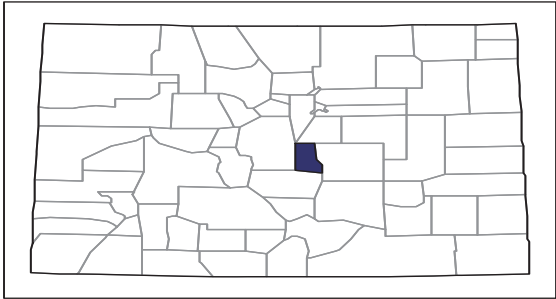
Data are not available at this geographic level for farms with Native Hawaiian or Other Pacific Islander Operators.



# 2012 CENSUS OF AGRICULTURE

## RACE / ETHNICITY / GENDER PROFILE

### Teller County - Colorado Farms with White Operators Compared with All Farms



Data are not available at this geographic level for farms with White Operators.

