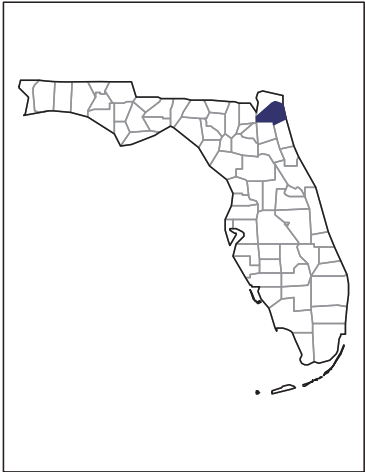


# 2012 CENSUS OF AGRICULTURE

## RACE / ETHNICITY / GENDER PROFILE

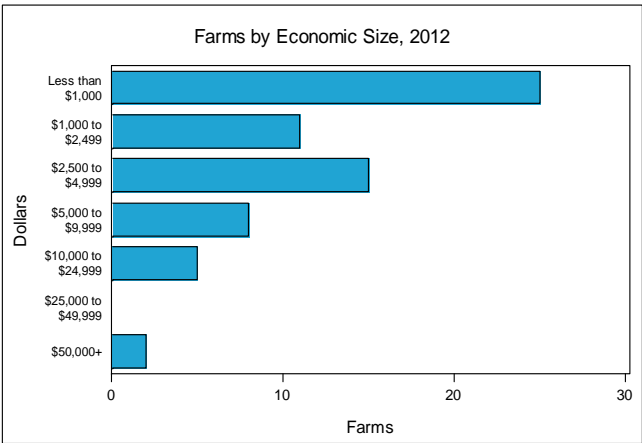
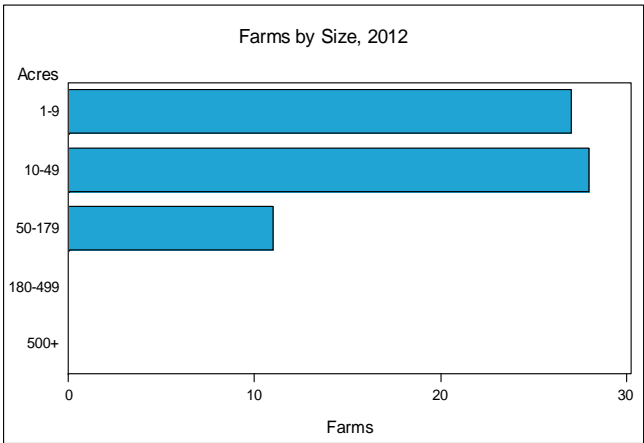



### Duval County - Florida Farms with Women Principal Operators Compared with All Farms

	Women Principal Operators	All Farms
<b>Number of Farms</b>	66	352
<b>Land in Farms</b>	1,587 acres	28,275 acres
<b>Average Size of Farm</b>	24 acres	80 acres
<b>Market Value of Products Sold</b>	\$315,000	\$16,158,000
Crop Sales	\$165,000	\$12,270,000
Livestock Sales	\$150,000	\$3,888,000
Average Per Farm	\$4,777	\$45,904
<b>Government Payments</b>	(D)	\$141,000
Average Per Farm Receiving Payments	(D)	\$7,841

See footnotes on reverse page.

#### Farms with Women Principal Operators





**2012 CENSUS OF AGRICULTURE**  
**RACE / ETHNICITY / GENDER PROFILE**

## Duval County - Florida Farms with Women Principal Operators

### Selected Highlights

Item	Farms	Quantity
<b>MARKET VALUE OF AGRICULTURAL PRODUCTS SOLD (\$1,000)</b>		
Total value of agricultural products sold	66	315
Value of crops including nursery and greenhouse	12	165
Value of livestock, poultry, and their products	31	150
<b>VALUE OF SALES BY COMMODITY GROUP (\$1,000)</b>		
Grains, oilseeds, dry beans, and dry peas	-	-
Tobacco	-	-
Cotton and cottonseed	-	-
Vegetables, melons, potatoes and sweet potatoes	-	-
Fruits, tree nuts, and berries	3	(D)
Nursery, greenhouse, floriculture, and sod	7	146
Cut Christmas trees and short rotation woody crops	-	-
Other crops and hay	2	(D)
Poultry and eggs	9	5
Cattle and calves	13	(D)
Milk from cows	-	-
Hogs and pigs	-	-
Sheep, goats, wool, mohair, and milk	9	15
Horses, ponies, mules, burros, and donkeys	10	87
Aquaculture	-	-
Other animals and other animal products	2	(D)
<b>TOP CROP ITEMS (acres)</b>		
Forage, all	2	(D)
Nursery stock crops	4	10
Grapes	3	(D)
Floriculture and bedding crops	2	(D)
Other floriculture and bedding crops	2	(D)
<b>TOP LIVESTOCK INVENTORY ITEMS (number)</b>		
Horses and ponies	28	589
Cattle and calves	27	366
Layers	13	257
Goats, all	9	186
Ducks	4	71

### Operator Characteristics

Item	Quantity
Primary occupation:	
Farming	31
Other	35
Days worked off farm:	
None	35
Any	31
Years on present farm:	
2 years or less	7
3 to 4 years	4
5 to 9 years	5
10 years or more	50
Age group:	
Under 35 years	3
35 to 44 years	5
45 to 64 years	34
65 years and over	24
Average age of principal operator (years)	59.7

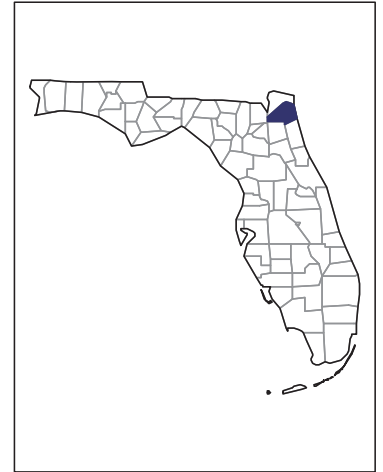
### Economic Characteristics

Item	Quantity
Farms by value of sales:	
Less than \$1,000	27
\$1,000 to \$2,499	9
\$2,500 to \$4,999	15
\$5,000 to \$9,999	8
\$10,000 to \$49,999	5
\$50,000 to \$99,999	2
\$100,000 to \$249,999	-
\$250,000 to \$499,999	-
\$500,000 or more	-
Total farm production expenses (\$1,000)	2,583
Average per farm (\$)	39,137
Net cash farm income of operation (\$1,000)	-1,332
Average per farm (\$)	-20,182
Value of agricultural products sold directly to individuals for human consumption (\$1,000)	3
Total organic product sales (\$1,000)	-
Total income from farm-related sources, gross before taxes and expenses (\$1,000)	932

See "Census of Agriculture, Volume 1, Geographic Area Series" for complete footnotes, explanations, definitions, and methodology.  
 - Represents zero. (D) Withheld to avoid disclosing data for individual operations.

**2012 CENSUS OF AGRICULTURE**  
**RACE / ETHNICITY / GENDER PROFILE**

**Duval County - Florida**  
**Farms with Spanish, Hispanic, or Latino Operators Compared with All Farms**



Data are not available at this geographic level for farms with Spanish, Hispanic, or Latino Operators.



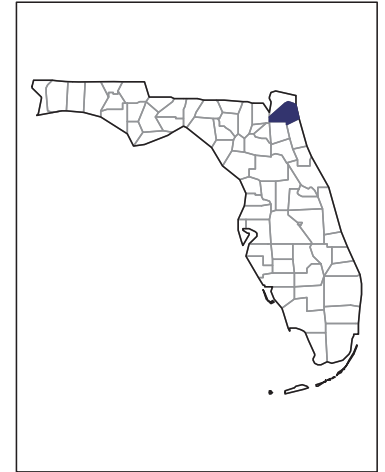
US Department of Agriculture  
National Agricultural Statistics Service

[www.agcensus.usda.gov](http://www.agcensus.usda.gov)



**2012 CENSUS OF AGRICULTURE**  
**RACE / ETHNICITY / GENDER PROFILE**

**Duval County - Florida**  
**Farms with American Indian or Alaska**  
**Native Operators Compared with All**  
**Farms**



Data are not available at this geographic level for farms with American Indian or Alaska Native Operators.



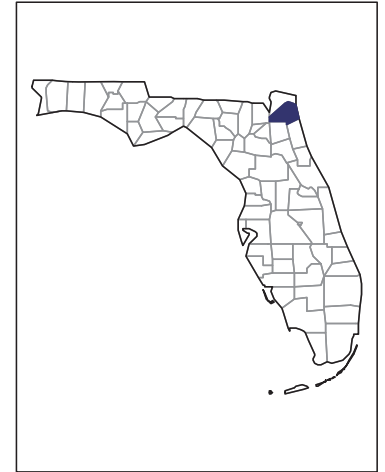
US Department of Agriculture  
National Agricultural Statistics Service

[www.agcensus.usda.gov](http://www.agcensus.usda.gov)



**2012 CENSUS OF AGRICULTURE**  
**RACE / ETHNICITY / GENDER PROFILE**

**Duval County - Florida**  
**Farms with Asian Operators Compared**  
**with All Farms**



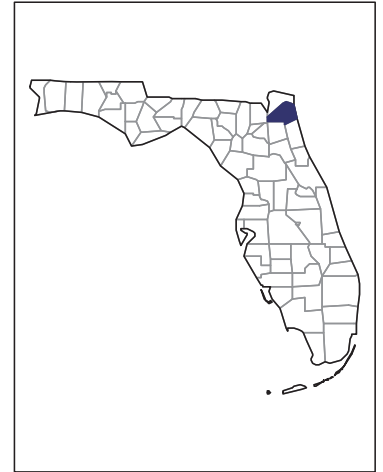
Data are not available at this geographic level for farms with Asian Operators.





**2012 CENSUS OF AGRICULTURE**  
**RACE / ETHNICITY / GENDER PROFILE**

**Duval County - Florida**  
**Farms with Black or African American**  
**Operators Compared with All Farms**



Data are not available at this geographic level for farms with Black or African American Operators.



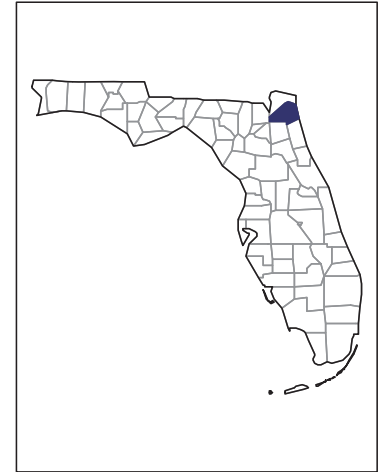
US Department of Agriculture  
National Agricultural Statistics Service

[www.agcensus.usda.gov](http://www.agcensus.usda.gov)



**2012 CENSUS OF AGRICULTURE**  
**RACE / ETHNICITY / GENDER PROFILE**

**Duval County - Florida**  
**Farms with Native Hawaiian or Other Pacific Islander Operators Compared with All Farms**



Data are not available at this geographic level for farms with Native Hawaiian or Other Pacific Islander Operators.



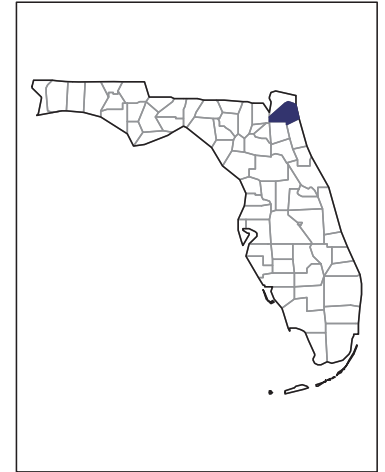
US Department of Agriculture  
National Agricultural Statistics Service

[www.agcensus.usda.gov](http://www.agcensus.usda.gov)



**2012 CENSUS OF AGRICULTURE**  
**RACE / ETHNICITY / GENDER PROFILE**

**Duval County - Florida**  
**Farms with White Operators Compared**  
**with All Farms**



Data are not available at this geographic level for farms with White Operators.



