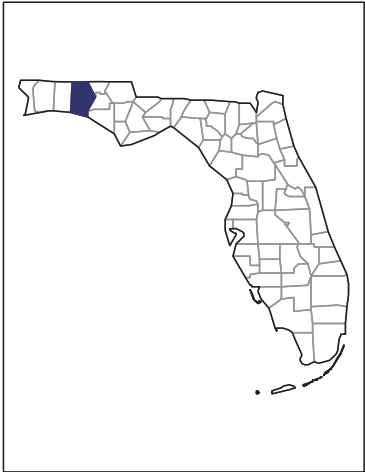


# 2012 CENSUS OF AGRICULTURE

## RACE / ETHNICITY / GENDER PROFILE

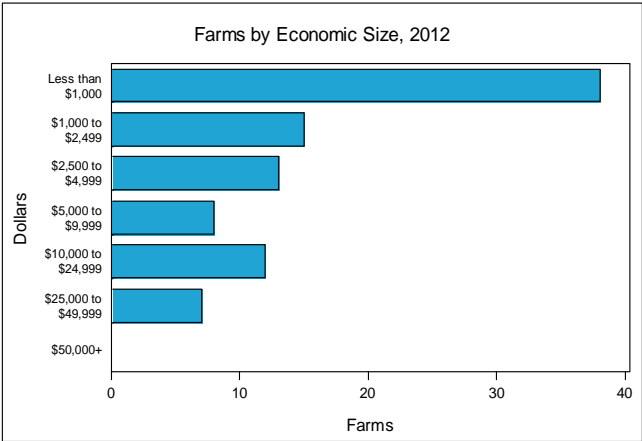
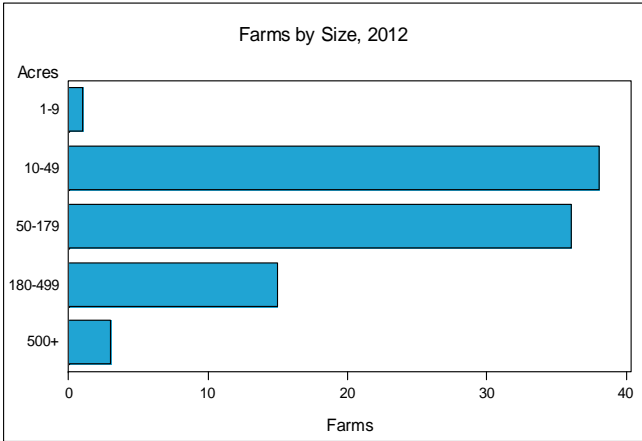


### Walton County - Florida Farms with Women Principal Operators Compared with All Farms

	Women Principal Operators	All Farms
<b>Number of Farms</b>	93	670
<b>Land in Farms</b>	12,267 acres	147,937 acres
<b>Average Size of Farm</b>	132 acres	221 acres
<b>Market Value of Products Sold</b>	\$520,000	\$28,564,000
Crop Sales	\$263,000	\$10,714,000
Livestock Sales	\$257,000	\$17,851,000
Average Per Farm	\$5,590	\$42,633
<b>Government Payments</b>	\$60,000	\$819,000
Average Per Farm Receiving Payments	\$1,718	\$4,845

See footnotes on reverse page.

#### Farms with Women Principal Operators





**2012 CENSUS OF AGRICULTURE**  
**RACE / ETHNICITY / GENDER PROFILE**

## Walton County - Florida Farms with Women Principal Operators

### Selected Highlights

Item	Farms	Quantity
<b>MARKET VALUE OF AGRICULTURAL PRODUCTS SOLD (\$1,000)</b>		
Total value of agricultural products sold	93	520
Value of crops including nursery and greenhouse	21	263
Value of livestock, poultry, and their products	27	257
<b>VALUE OF SALES BY COMMODITY GROUP (\$1,000)</b>		
Grains, oilseeds, dry beans, and dry peas	8	94
Tobacco	-	-
Cotton and cottonseed	3	52
Vegetables, melons, potatoes and sweet potatoes	4	65
Fruits, tree nuts, and berries	4	15
Nursery, greenhouse, floriculture, and sod	3	16
Cut Christmas trees and short rotation woody crops	-	-
Other crops and hay	8	21
Poultry and eggs	7	5
Cattle and calves	19	241
Milk from cows	-	-
Hogs and pigs	3	(D)
Sheep, goats, wool, mohair, and milk	5	8
Horses, ponies, mules, burros, and donkeys	3	1
Aquaculture	-	-
Other animals and other animal products	1	(D)
<b>TOP CROP ITEMS (acres)</b>		
Forage, all	17	580
Winter wheat for grain	5	(D)
Upland cotton	3	75
Vegetables harvested, all	4	27
Pecans, all	7	24
<b>TOP LIVESTOCK INVENTORY ITEMS (number)</b>		
Cattle and calves	22	936
Layers	14	(D)
Goats, all	12	242
Horses and ponies	41	222
Guineas	3	(D)

### Operator Characteristics

Item	Quantity
Primary occupation:	
Farming	35
Other	58
Days worked off farm:	
None	39
Any	54
Years on present farm:	
2 years or less	5
3 to 4 years	6
5 to 9 years	12
10 years or more	70
Age group:	
Under 35 years	2
35 to 44 years	11
45 to 64 years	48
65 years and over	32
Average age of principal operator (years)	58.8

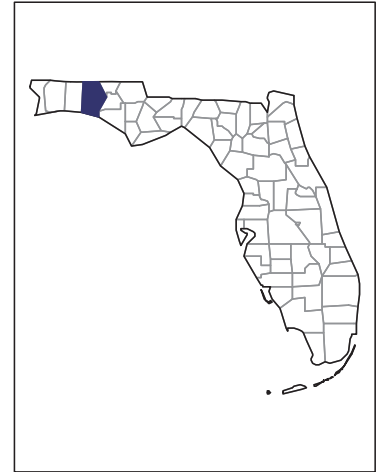
### Economic Characteristics

Item	Quantity
Farms by value of sales:	
Less than \$1,000	54
\$1,000 to \$2,499	5
\$2,500 to \$4,999	8
\$5,000 to \$9,999	8
\$10,000 to \$49,999	18
\$50,000 to \$99,999	-
\$100,000 to \$249,999	-
\$250,000 to \$499,999	-
\$500,000 or more	-
Total farm production expenses (\$1,000)	1,224
Average per farm (\$)	13,163
Net cash farm income of operation (\$1,000)	-550
Average per farm (\$)	-5,919
Value of agricultural products sold directly to individuals for human consumption (\$1,000)	3
Total organic product sales (\$1,000)	-
Total income from farm-related sources, gross before taxes and expenses (\$1,000)	94

See "Census of Agriculture, Volume 1, Geographic Area Series" for complete footnotes, explanations, definitions, and methodology.  
 - Represents zero. (D) Withheld to avoid disclosing data for individual operations.

**2012 CENSUS OF AGRICULTURE**  
**RACE / ETHNICITY / GENDER PROFILE**

**Walton County - Florida**  
**Farms with Spanish, Hispanic, or Latino Operators Compared with All Farms**



Data are not available at this geographic level for farms with Spanish, Hispanic, or Latino Operators.



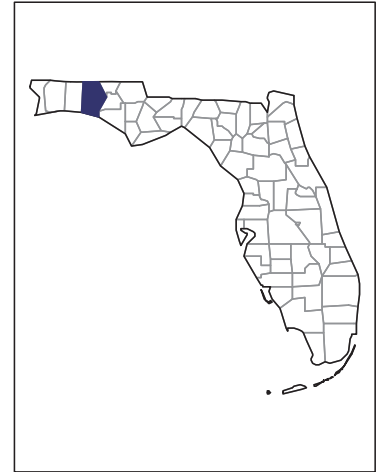
US Department of Agriculture  
National Agricultural Statistics Service

[www.agcensus.usda.gov](http://www.agcensus.usda.gov)



**2012 CENSUS OF AGRICULTURE**  
**RACE / ETHNICITY / GENDER PROFILE**

**Walton County - Florida**  
**Farms with American Indian or Alaska**  
**Native Operators Compared with All**  
**Farms**



Data are not available at this geographic level for farms with American Indian or Alaska Native Operators.



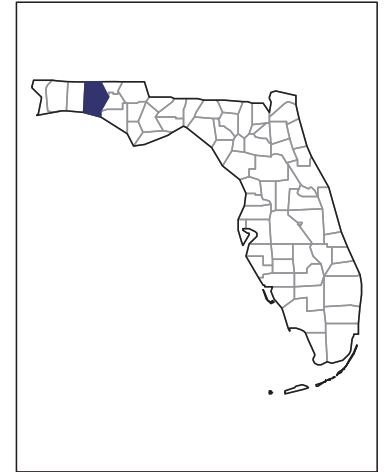
US Department of Agriculture  
National Agricultural Statistics Service

[www.agcensus.usda.gov](http://www.agcensus.usda.gov)



**2012 CENSUS OF AGRICULTURE**  
**RACE / ETHNICITY / GENDER PROFILE**

**Walton County - Florida**  
**Farms with Asian Operators Compared**  
**with All Farms**



Data are not available at this geographic level for farms with Asian Operators.



US Department of Agriculture  
National Agricultural Statistics Service

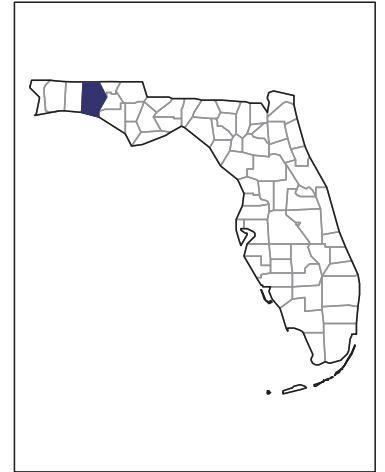
[www.agcensus.usda.gov](http://www.agcensus.usda.gov)





**2012 CENSUS OF AGRICULTURE**  
**RACE / ETHNICITY / GENDER PROFILE**

**Walton County - Florida**  
**Farms with Black or African American**  
**Operators Compared with All Farms**

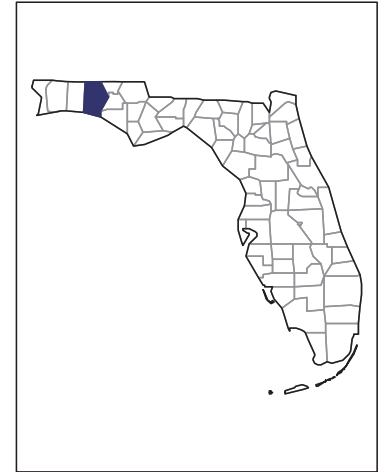


Data are not available at this geographic level for farms with Black or African American Operators.



**2012 CENSUS OF AGRICULTURE**  
**RACE / ETHNICITY / GENDER PROFILE**

**Walton County - Florida**  
**Farms with Native Hawaiian or Other Pacific Islander Operators Compared with All Farms**



Data are not available at this geographic level for farms with Native Hawaiian or Other Pacific Islander Operators.



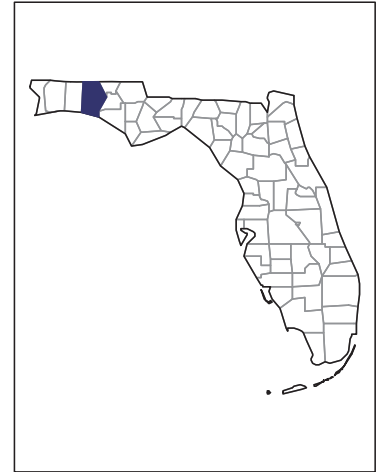
US Department of Agriculture  
National Agricultural Statistics Service

[www.agcensus.usda.gov](http://www.agcensus.usda.gov)



**2012 CENSUS OF AGRICULTURE**  
**RACE / ETHNICITY / GENDER PROFILE**

**Walton County - Florida**  
**Farms with White Operators Compared**  
**with All Farms**



Data are not available at this geographic level for farms with White Operators.



US Department of Agriculture  
National Agricultural Statistics Service

[www.agcensus.usda.gov](http://www.agcensus.usda.gov)

