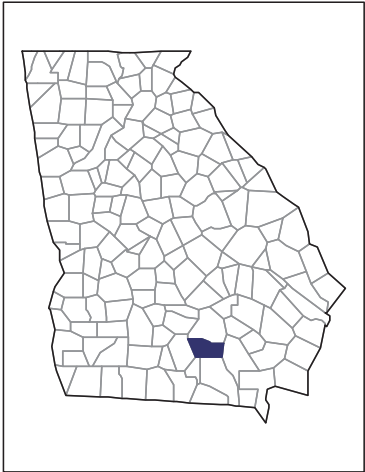


2012 CENSUS OF AGRICULTURE

RACE / ETHNICITY / GENDER PROFILE

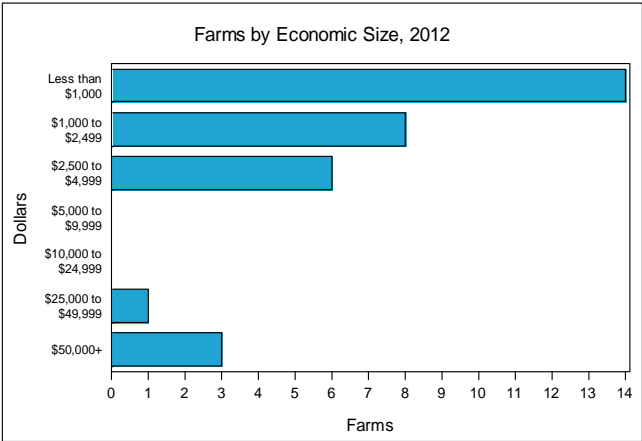
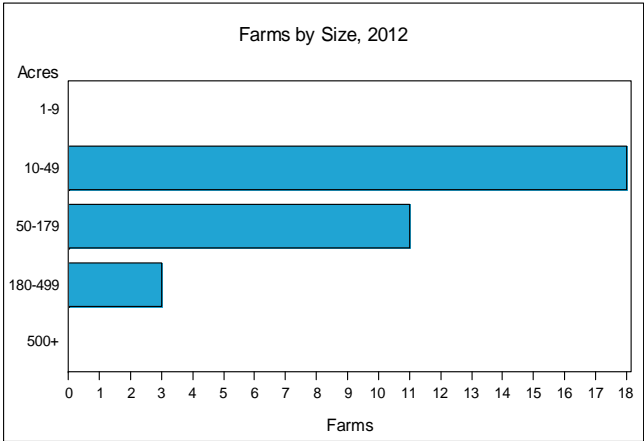



Atkinson County - Georgia Farms with Women Principal Operators Compared with All Farms

	Women Principal Operators	All Farms
Number of Farms	32	194
Land in Farms	3,060 acres	86,876 acres
Average Size of Farm	96 acres	448 acres
Market Value of Products Sold	\$1,641,000	\$70,003,000
Crop Sales	\$69,000	\$30,099,000
Livestock Sales	\$1,573,000	\$39,904,000
Average Per Farm	\$51,291	\$360,838
Government Payments	\$21,000	\$961,000
Average Per Farm Receiving Payments	\$1,216	\$10,007

See footnotes on reverse page.

Farms with Women Principal Operators





2012 CENSUS OF AGRICULTURE
RACE / ETHNICITY / GENDER PROFILE

Atkinson County - Georgia Farms with Women Principal Operators

Selected Highlights

Item	Farms	Quantity
MARKET VALUE OF AGRICULTURAL PRODUCTS SOLD (\$1,000)		
Total value of agricultural products sold	32	1,641
Value of crops including nursery and greenhouse	7	69
Value of livestock, poultry, and their products	21	1,573
VALUE OF SALES BY COMMODITY GROUP (\$1,000)		
Grains, oilseeds, dry beans, and dry peas	-	-
Tobacco	-	-
Cotton and cottonseed	-	-
Vegetables, melons, potatoes and sweet potatoes	5	(D)
Fruits, tree nuts, and berries	-	-
Nursery, greenhouse, floriculture, and sod	-	-
Cut Christmas trees and short rotation woody crops	-	-
Other crops and hay	2	(D)
Poultry and eggs	6	(D)
Cattle and calves	2	(D)
Milk from cows	-	-
Hogs and pigs	-	-
Sheep, goats, wool, mohair, and milk	14	9
Horses, ponies, mules, burros, and donkeys	-	-
Aquaculture	-	-
Other animals and other animal products	-	-
TOP CROP ITEMS (acres)		
Forage, all	11	207
Vegetables harvested, all	5	4
Sweet corn	3	2
Beans, snap	3	(D)
Cantaloupes and muskmelons	3	(D)
TOP LIVESTOCK INVENTORY ITEMS (number)		
Broilers and other meat-type chickens	1	(D)
Pullets for laying flock replacement	5	(D)
Quail	4	480
Goats, all	14	248
Cattle and calves	4	193

Operator Characteristics

Item	Quantity
Primary occupation:	
Farming	18
Other	14
Days worked off farm:	
None	15
Any	17
Years on present farm:	
2 years or less	2
3 to 4 years	2
5 to 9 years	10
10 years or more	18
Age group:	
Under 35 years	-
35 to 44 years	16
45 to 64 years	10
65 years and over	6
Average age of principal operator (years)	51.1

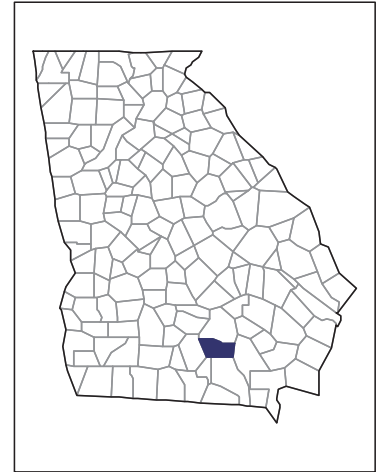
Economic Characteristics

Item	Quantity
Farms by value of sales:	
Less than \$1,000	20
\$1,000 to \$2,499	6
\$2,500 to \$4,999	2
\$5,000 to \$9,999	-
\$10,000 to \$49,999	1
\$50,000 to \$99,999	-
\$100,000 to \$249,999	1
\$250,000 to \$499,999	1
\$500,000 or more	1
Total farm production expenses (\$1,000)	1,548
Average per farm (\$)	48,367
Net cash farm income of operation (\$1,000)	246
Average per farm (\$)	7,694
Value of agricultural products sold directly to individuals for human consumption (\$1,000)	8
Total organic product sales (\$1,000)	-
Total income from farm-related sources, gross before taxes and expenses (\$1,000)	132

See "Census of Agriculture, Volume 1, Geographic Area Series" for complete footnotes, explanations, definitions, and methodology.
 - Represents zero. (D) Withheld to avoid disclosing data for individual operations.

2012 CENSUS OF AGRICULTURE
RACE / ETHNICITY / GENDER PROFILE

Atkinson County - Georgia
Farms with Spanish, Hispanic, or
Latino Operators Compared with All
Farms

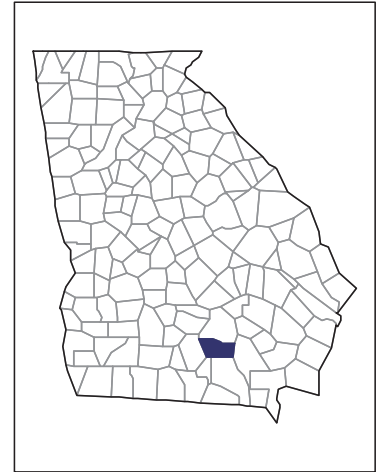


Data are not available at this geographic level for farms with Spanish, Hispanic, or Latino Operators.



2012 CENSUS OF AGRICULTURE
RACE / ETHNICITY / GENDER PROFILE

Atkinson County - Georgia
Farms with American Indian or Alaska
Native Operators Compared with All
Farms



Data are not available at this geographic level for farms with American Indian or Alaska Native Operators.

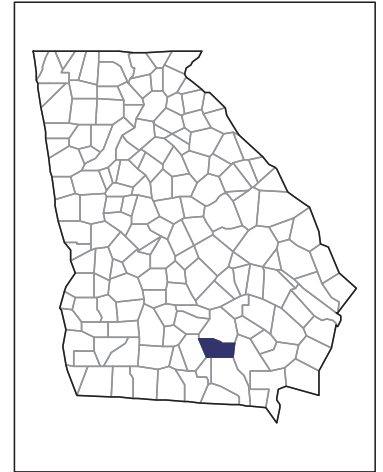


US Department of Agriculture
National Agricultural Statistics Service

www.agcensus.usda.gov

2012 CENSUS OF AGRICULTURE
RACE / ETHNICITY / GENDER PROFILE

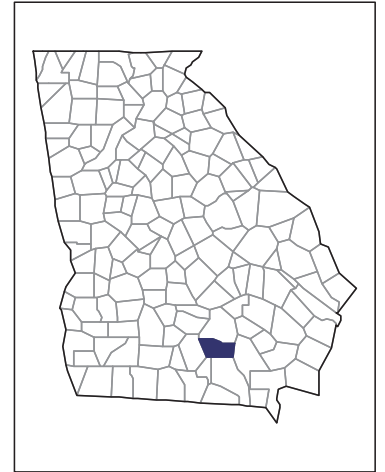
Atkinson County - Georgia
Farms with Asian Operators Compared
with All Farms



Data are not available at this geographic level for farms with Asian Operators.

2012 CENSUS OF AGRICULTURE
RACE / ETHNICITY / GENDER PROFILE

Atkinson County - Georgia
Farms with Black or African American
Operators Compared with All Farms

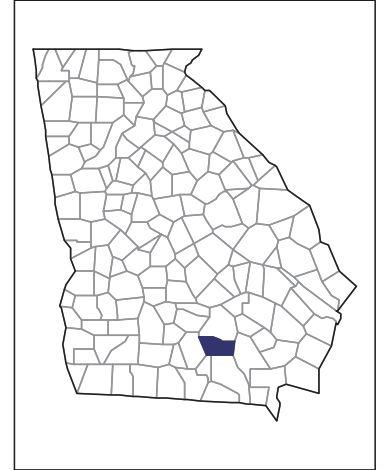


Data are not available at this geographic level for farms with Black or African American Operators.

2012 CENSUS OF AGRICULTURE

RACE / ETHNICITY / GENDER PROFILE

Atkinson County - Georgia Farms with Native Hawaiian or Other Pacific Islander Operators Compared with All Farms



Data are not available at this geographic level for farms with Native Hawaiian or Other Pacific Islander Operators.

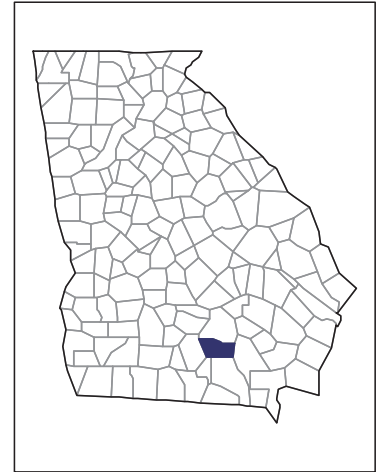


US Department of Agriculture
National Agricultural Statistics Service

www.agcensus.usda.gov

2012 CENSUS OF AGRICULTURE
RACE/ETHNICITY/GENDER PROFILE

Atkinson County - Georgia
Farms with White Operators Compared
with All Farms



Data are not available at this geographic level for farms with White Operators.

