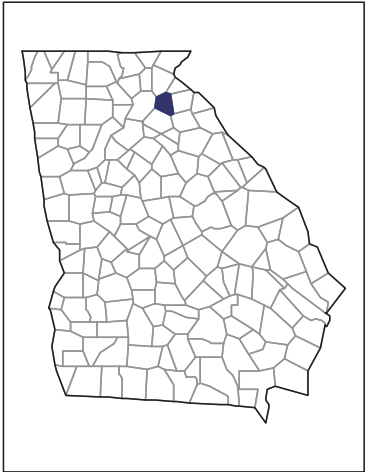


2012 CENSUS OF AGRICULTURE

RACE / ETHNICITY / GENDER PROFILE

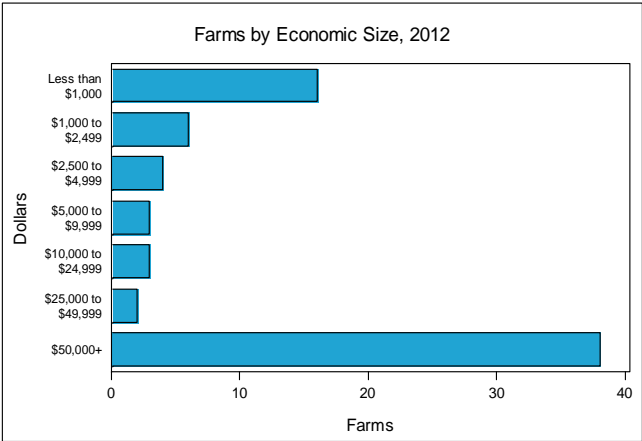
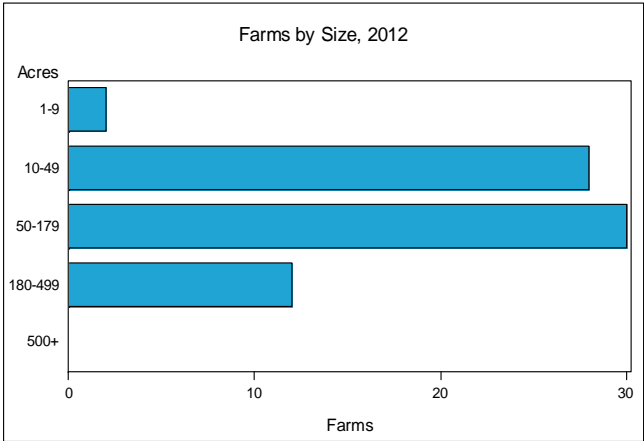



Banks County - Georgia Farms with Women Principal Operators Compared with All Farms

	Women Principal Operators	All Farms
Number of Farms	72	519
Land in Farms	5,880 acres	59,680 acres
Average Size of Farm	82 acres	115 acres
Market Value of Products Sold	\$28,700,000	\$179,517,000
Crop Sales	\$415,000	\$1,754,000
Livestock Sales	\$28,285,000	\$177,764,000
Average Per Farm	\$398,614	\$345,891
Government Payments	\$8,000	\$247,000
Average Per Farm Receiving Payments	\$604	\$2,836

See footnotes on reverse page.

Farms with Women Principal Operators





2012 CENSUS OF AGRICULTURE
RACE / ETHNICITY / GENDER PROFILE

Banks County - Georgia

Farms with Women Principal Operators

Selected Highlights

Item	Farms	Quantity
MARKET VALUE OF AGRICULTURAL PRODUCTS SOLD (\$1,000)		
Total value of agricultural products sold	72	28,700
Value of crops including nursery and greenhouse	24	415
Value of livestock, poultry, and their products	61	28,285
VALUE OF SALES BY COMMODITY GROUP (\$1,000)		
Grains, oilseeds, dry beans, and dry peas	-	-
Tobacco	-	-
Cotton and cottonseed	-	-
Vegetables, melons, potatoes and sweet potatoes	1	(D)
Fruits, tree nuts, and berries	2	(D)
Nursery, greenhouse, floriculture, and sod	1	(D)
Cut Christmas trees and short rotation woody crops	-	-
Other crops and hay	20	(D)
Poultry and eggs	41	28,087
Cattle and calves	23	179
Milk from cows	-	-
Hogs and pigs	1	(D)
Sheep, goats, wool, mohair, and milk	8	13
Horses, ponies, mules, burros, and donkeys	3	5
Aquaculture	-	-
Other animals and other animal products	3	(D)
TOP CROP ITEMS (acres)		
Forage, all	28	1,061
Sod harvested	1	(D)
Land in Berries	2	(D)
Vegetables harvested, all	1	(D)
Strawberries	1	(D)
TOP LIVESTOCK INVENTORY ITEMS (number)		
Broilers and other meat-type chickens	23	1,523,230
Layers	18	97,764
Pullets for laying flock replacement	3	(D)
Roosters	9	11,712
Cattle and calves	29	1,085

Operator Characteristics

Item	Quantity
Primary occupation:	
Farming	52
Other	20
Days worked off farm:	
None	45
Any	27
Years on present farm:	
2 years or less	-
3 to 4 years	5
5 to 9 years	11
10 years or more	56
Age group:	
Under 35 years	6
35 to 44 years	8
45 to 64 years	46
65 years and over	12
Average age of principal operator (years)	54.4

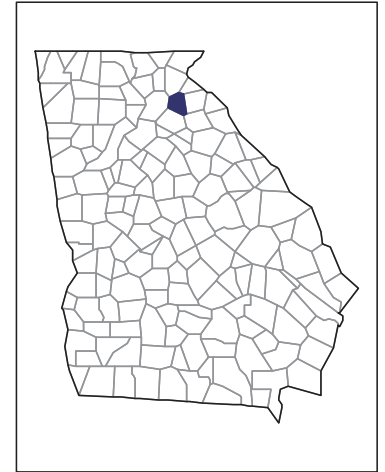
Economic Characteristics

Item	Quantity
Farms by value of sales:	
Less than \$1,000	16
\$1,000 to \$2,499	6
\$2,500 to \$4,999	4
\$5,000 to \$9,999	3
\$10,000 to \$49,999	5
\$50,000 to \$99,999	-
\$100,000 to \$249,999	-
\$250,000 to \$499,999	10
\$500,000 or more	28
Total farm production expenses (\$1,000)	24,075
Average per farm (\$)	334,369
Net cash farm income of operation (\$1,000)	4,652
Average per farm (\$)	64,610
Value of agricultural products sold directly to individuals for human consumption (\$1,000)	(D)
Total organic product sales (\$1,000)	-
Total income from farm-related sources, gross before taxes and expenses (\$1,000)	18

See "Census of Agriculture, Volume 1, Geographic Area Series" for complete footnotes, explanations, definitions, and methodology.
 - Represents zero. (D) Withheld to avoid disclosing data for individual operations.

2012 CENSUS OF AGRICULTURE
RACE / ETHNICITY / GENDER PROFILE

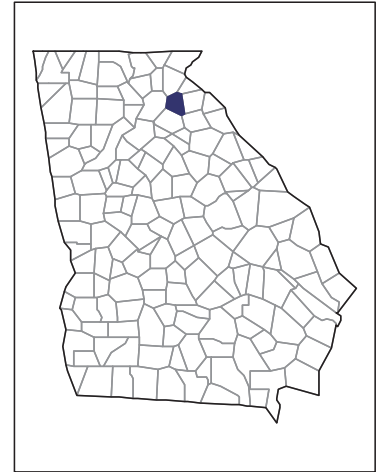
Banks County - Georgia
Farms with Spanish, Hispanic, or Latino Operators Compared with All Farms



Data are not available at this geographic level for farms with Spanish, Hispanic, or Latino Operators.

2012 CENSUS OF AGRICULTURE
RACE / ETHNICITY / GENDER PROFILE

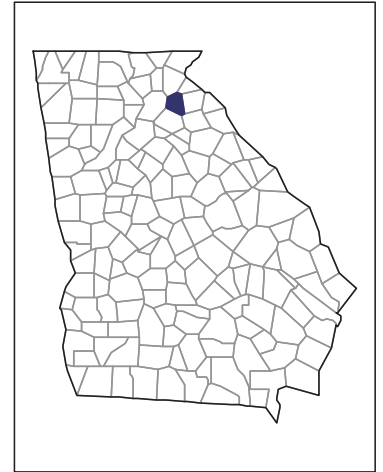
Banks County - Georgia
Farms with American Indian or Alaska
Native Operators Compared with All
Farms



Data are not available at this geographic level for farms with American Indian or Alaska Native Operators.

2012 CENSUS OF AGRICULTURE
RACE / ETHNICITY / GENDER PROFILE

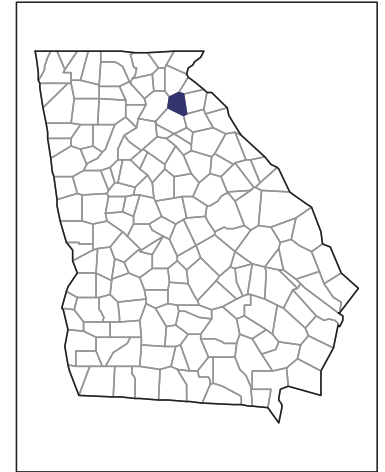
Banks County - Georgia
Farms with Asian Operators Compared
with All Farms



Data are not available at this geographic level for farms with Asian Operators.

2012 CENSUS OF AGRICULTURE
RACE/ETHNICITY/GENDER PROFILE

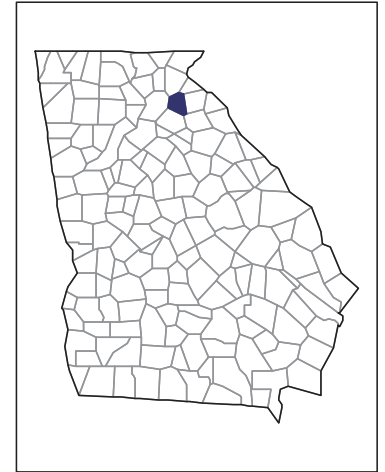
Banks County - Georgia
Farms with Black or African American
Operators Compared with All Farms



Data are not available at this geographic level for farms with Black or African American Operators.

2012 CENSUS OF AGRICULTURE
RACE / ETHNICITY / GENDER PROFILE

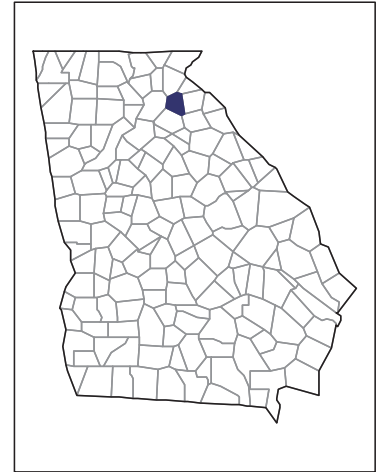
Banks County - Georgia
Farms with Native Hawaiian or Other Pacific Islander Operators Compared with All Farms



Data are not available at this geographic level for farms with Native Hawaiian or Other Pacific Islander Operators.

2012 CENSUS OF AGRICULTURE
RACE / ETHNICITY / GENDER PROFILE

Banks County - Georgia
Farms with White Operators Compared
with All Farms



Data are not available at this geographic level for farms with White Operators.

