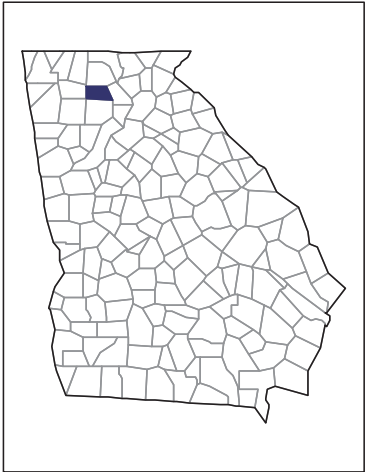


2012 CENSUS OF AGRICULTURE

RACE / ETHNICITY / GENDER PROFILE

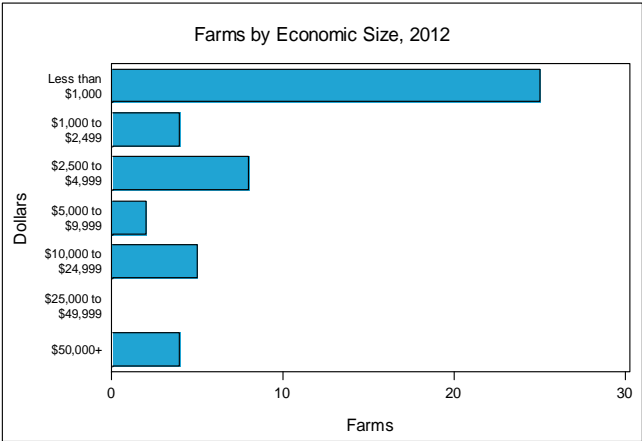
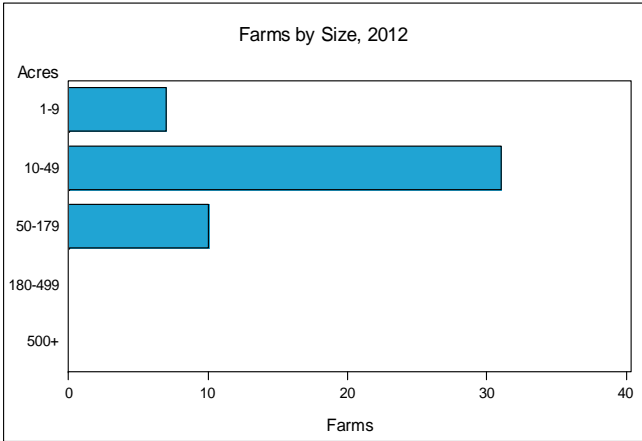


Pickens County - Georgia Farms with Women Principal Operators Compared with All Farms

	Women Principal Operators	All Farms
Number of Farms	48	262
Land in Farms	1,694 acres	16,838 acres
Average Size of Farm	35 acres	64 acres
Market Value of Products Sold	\$3,306,000	\$72,635,000
Crop Sales	\$50,000	\$997,000
Livestock Sales	\$3,256,000	\$71,638,000
Average Per Farm	\$68,880	\$277,233
Government Payments	-	\$22,000
Average Per Farm Receiving Payments	-	\$3,614

See footnotes on reverse page.

Farms with Women Principal Operators





2012 CENSUS OF AGRICULTURE
RACE / ETHNICITY / GENDER PROFILE

Pickens County - Georgia Farms with Women Principal Operators

Selected Highlights

Item	Farms	Quantity
MARKET VALUE OF AGRICULTURAL PRODUCTS SOLD (\$1,000)		
Total value of agricultural products sold	48	3,306
Value of crops including nursery and greenhouse	10	50
Value of livestock, poultry, and their products	19	3,256
VALUE OF SALES BY COMMODITY GROUP (\$1,000)		
Grains, oilseeds, dry beans, and dry peas	-	-
Tobacco	-	-
Cotton and cottonseed	-	-
Vegetables, melons, potatoes and sweet potatoes	2	(D)
Fruits, tree nuts, and berries	1	(D)
Nursery, greenhouse, floriculture, and sod	1	(D)
Cut Christmas trees and short rotation woody crops	-	-
Other crops and hay	7	36
Poultry and eggs	4	3,156
Cattle and calves	11	87
Milk from cows	-	-
Hogs and pigs	-	-
Sheep, goats, wool, mohair, and milk	6	(D)
Horses, ponies, mules, burros, and donkeys	1	(D)
Aquaculture	-	-
Other animals and other animal products	-	-
TOP CROP ITEMS (acres)		
Forage, all	11	136
Vegetables harvested, all	2	(D)
Grapes	1	(D)
Cantaloupes and muskmelons	2	(D)
Beans, snap	2	(D)
TOP LIVESTOCK INVENTORY ITEMS (number)		
Layers	7	(D)
Broilers and other meat-type chickens	5	(D)
Pullets for laying flock replacement	1	(D)
Roosters	2	(D)
Cattle and calves	18	200

Operator Characteristics

Item	Quantity
Primary occupation:	
Farming	14
Other	34
Days worked off farm:	
None	24
Any	24
Years on present farm:	
2 years or less	12
3 to 4 years	2
5 to 9 years	7
10 years or more	27
Age group:	
Under 35 years	2
35 to 44 years	4
45 to 64 years	25
65 years and over	17
Average age of principal operator (years)	59.1

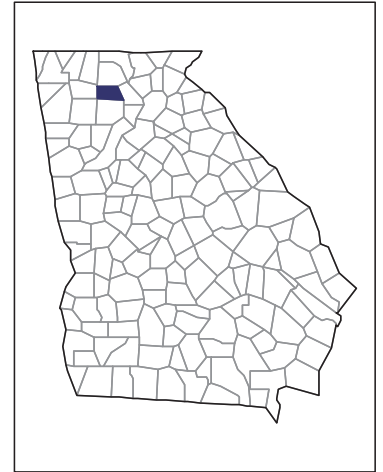
Economic Characteristics

Item	Quantity
Farms by value of sales:	
Less than \$1,000	25
\$1,000 to \$2,499	4
\$2,500 to \$4,999	8
\$5,000 to \$9,999	2
\$10,000 to \$49,999	5
\$50,000 to \$99,999	-
\$100,000 to \$249,999	-
\$250,000 to \$499,999	2
\$500,000 or more	2
Total farm production expenses (\$1,000)	3,502
Average per farm (\$)	72,962
Net cash farm income of operation (\$1,000)	-172
Average per farm (\$)	-3,580
Value of agricultural products sold directly to individuals for human consumption (\$1,000)	30
Total organic product sales (\$1,000)	-
Total income from farm-related sources, gross before taxes and expenses (\$1,000)	24

See "Census of Agriculture, Volume 1, Geographic Area Series" for complete footnotes, explanations, definitions, and methodology.
 - Represents zero. (D) Withheld to avoid disclosing data for individual operations.

2012 CENSUS OF AGRICULTURE
RACE / ETHNICITY / GENDER PROFILE

Pickens County - Georgia
Farms with Spanish, Hispanic, or
Latino Operators Compared with All
Farms



Data are not available at this geographic level for farms with Spanish, Hispanic, or Latino Operators.

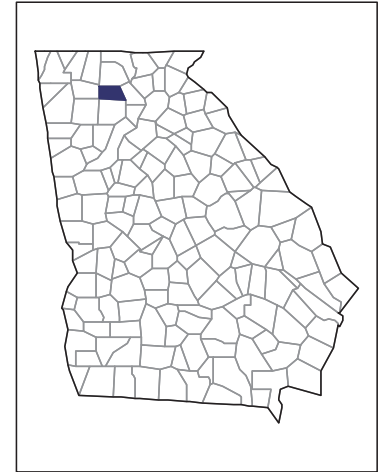


US Department of Agriculture
National Agricultural Statistics Service

www.agcensus.usda.gov

2012 CENSUS OF AGRICULTURE
RACE / ETHNICITY / GENDER PROFILE

Pickens County - Georgia
Farms with American Indian or Alaska
Native Operators Compared with All
Farms



Data are not available at this geographic level for farms with American Indian or Alaska Native Operators.

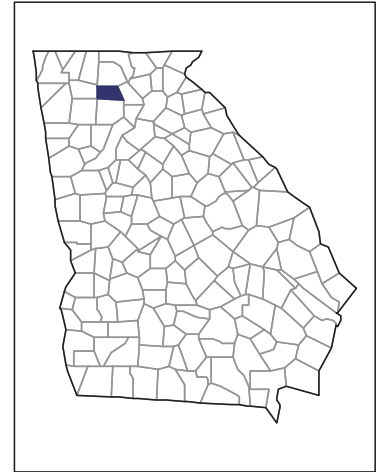


US Department of Agriculture
National Agricultural Statistics Service

www.agcensus.usda.gov

2012 CENSUS OF AGRICULTURE
RACE / ETHNICITY / GENDER PROFILE

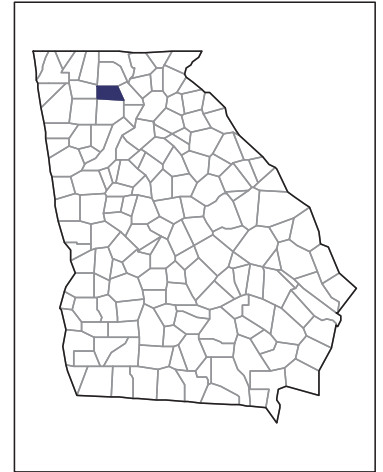
Pickens County - Georgia
Farms with Asian Operators Compared
with All Farms



Data are not available at this geographic level for farms with Asian Operators.

2012 CENSUS OF AGRICULTURE
RACE/ETHNICITY/GENDER PROFILE

Pickens County - Georgia
Farms with Black or African American
Operators Compared with All Farms

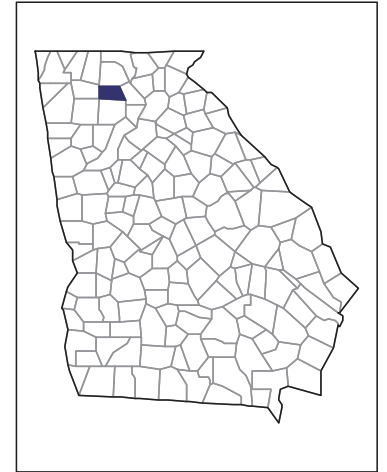


Data are not available at this geographic level for farms with Black or African American Operators.

2012 CENSUS OF AGRICULTURE

RACE / ETHNICITY / GENDER PROFILE

Pickens County - Georgia Farms with Native Hawaiian or Other Pacific Islander Operators Compared with All Farms



Data are not available at this geographic level for farms with Native Hawaiian or Other Pacific Islander Operators.

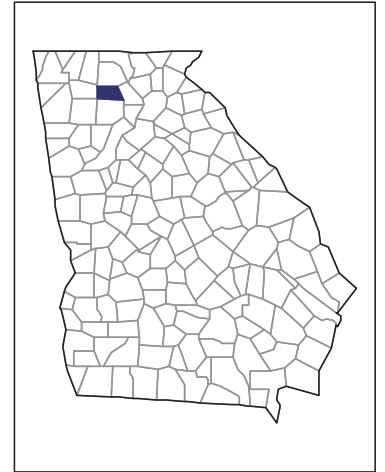


US Department of Agriculture
National Agricultural Statistics Service

www.agcensus.usda.gov

2012 CENSUS OF AGRICULTURE
RACE / ETHNICITY / GENDER PROFILE

Pickens County - Georgia
Farms with White Operators Compared
with All Farms



Data are not available at this geographic level for farms with White Operators.

