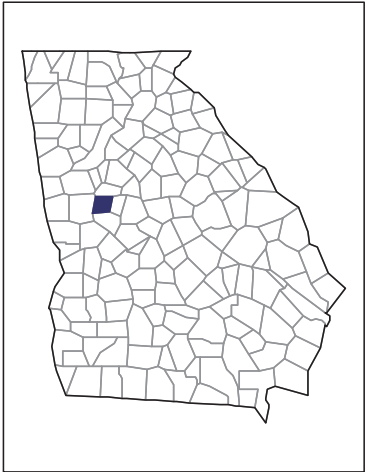


# 2012 CENSUS OF AGRICULTURE

## RACE / ETHNICITY / GENDER PROFILE

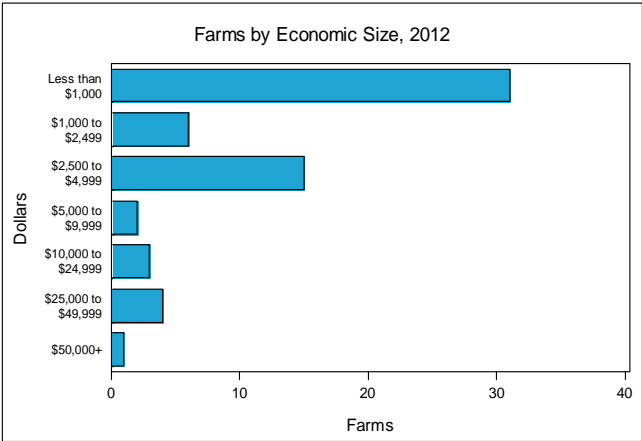
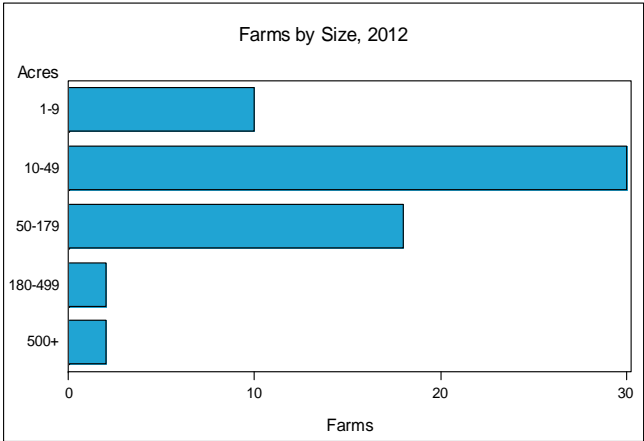



### Pike County - Georgia Farms with Women Principal Operators Compared with All Farms

	Women Principal Operators	All Farms
<b>Number of Farms</b>	62	296
<b>Land in Farms</b>	4,406 acres	38,065 acres
<b>Average Size of Farm</b>	71 acres	129 acres
<b>Market Value of Products Sold</b>	\$336,000	\$11,076,000
Crop Sales	\$109,000	\$2,465,000
Livestock Sales	\$226,000	\$8,611,000
Average Per Farm	\$5,414	\$37,419
<b>Government Payments</b>	\$15,000	\$248,000
Average Per Farm Receiving Payments	\$1,376	\$3,813

See footnotes on reverse page.

#### Farms with Women Principal Operators





**2012 CENSUS OF AGRICULTURE**  
**RACE / ETHNICITY / GENDER PROFILE**

## Pike County - Georgia

### Farms with Women Principal Operators

#### Selected Highlights

Item	Farms	Quantity
<b>MARKET VALUE OF AGRICULTURAL PRODUCTS SOLD (\$1,000)</b>		
Total value of agricultural products sold	62	336
Value of crops including nursery and greenhouse	16	109
Value of livestock, poultry, and their products	36	226
<b>VALUE OF SALES BY COMMODITY GROUP (\$1,000)</b>		
Grains, oilseeds, dry beans, and dry peas	-	-
Tobacco	-	-
Cotton and cottonseed	-	-
Vegetables, melons, potatoes and sweet potatoes	-	-
Fruits, tree nuts, and berries	6	(D)
Nursery, greenhouse, floriculture, and sod	3	(D)
Cut Christmas trees and short rotation woody crops	-	-
Other crops and hay	9	72
Poultry and eggs	13	12
Cattle and calves	12	(D)
Milk from cows	-	-
Hogs and pigs	1	(D)
Sheep, goats, wool, mohair, and milk	12	29
Horses, ponies, mules, burros, and donkeys	4	8
Aquaculture	-	-
Other animals and other animal products	-	-
<b>TOP CROP ITEMS (acres)</b>		
Forage, all	13	616
Pecans, all	13	73
Grapes	2	(D)
Nursery stock crops	3	(Z)
Apples	2	(D)
<b>TOP LIVESTOCK INVENTORY ITEMS (number)</b>		
Cattle and calves	14	627
Layers	15	310
Goats, all	10	232
Horses and ponies	29	124
Pullets for laying flock replacement	7	(D)

#### Operator Characteristics

Item	Quantity
Primary occupation:	
Farming	20
Other	42
Days worked off farm:	
None	22
Any	40
Years on present farm:	
2 years or less	1
3 to 4 years	8
5 to 9 years	11
10 years or more	42
Age group:	
Under 35 years	7
35 to 44 years	7
45 to 64 years	24
65 years and over	24
Average age of principal operator (years)	58.9

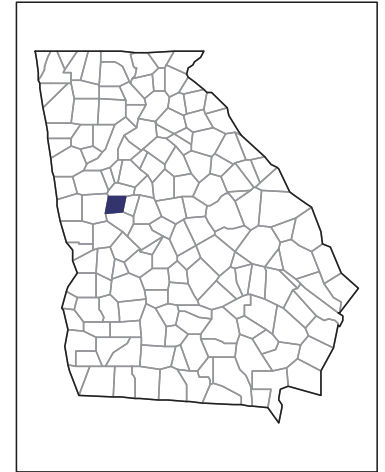
#### Economic Characteristics

Item	Quantity
Farms by value of sales:	
Less than \$1,000	31
\$1,000 to \$2,499	6
\$2,500 to \$4,999	16
\$5,000 to \$9,999	1
\$10,000 to \$49,999	7
\$50,000 to \$99,999	1
\$100,000 to \$249,999	-
\$250,000 to \$499,999	-
\$500,000 or more	-
Total farm production expenses (\$1,000)	822
Average per farm (\$)	13,263
Net cash farm income of operation (\$1,000)	-465
Average per farm (\$)	-7,506
Value of agricultural products sold directly to individuals for human consumption (\$1,000)	6
Total organic product sales (\$1,000)	-
Total income from farm-related sources, gross before taxes and expenses (\$1,000)	6

See "Census of Agriculture, Volume 1, Geographic Area Series" for complete footnotes, explanations, definitions, and methodology.  
 - Represents zero. (D) Withheld to avoid disclosing data for individual operations. (Z) Less than half of the unit shown.

**2012 CENSUS OF AGRICULTURE**  
**RACE / ETHNICITY / GENDER PROFILE**

**Pike County - Georgia**  
**Farms with Spanish, Hispanic, or Latino Operators Compared with All Farms**

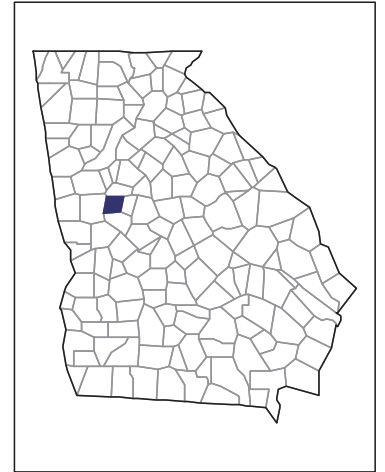


Data are not available at this geographic level for farms with Spanish, Hispanic, or Latino Operators.



**2012 CENSUS OF AGRICULTURE**  
**RACE / ETHNICITY / GENDER PROFILE**

**Pike County - Georgia**  
**Farms with American Indian or Alaska**  
**Native Operators Compared with All**  
**Farms**



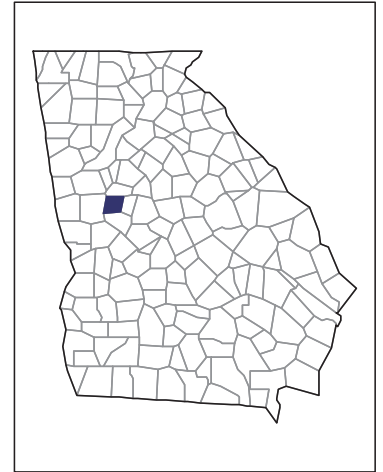
Data are not available at this geographic level for farms with American Indian or Alaska Native Operators.





**2012 CENSUS OF AGRICULTURE**  
**RACE / ETHNICITY / GENDER PROFILE**

**Pike County - Georgia**  
**Farms with Asian Operators Compared**  
**with All Farms**



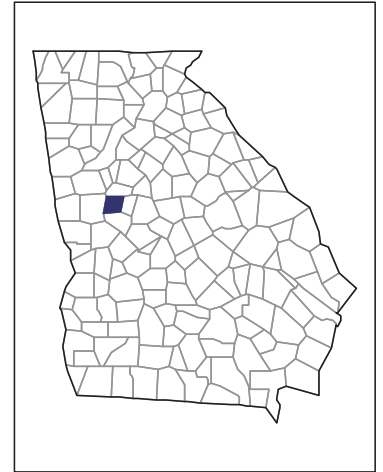
Data are not available at this geographic level for farms with Asian Operators.





**2012 CENSUS OF AGRICULTURE**  
**RACE / ETHNICITY / GENDER PROFILE**

**Pike County - Georgia**  
**Farms with Black or African American**  
**Operators Compared with All Farms**

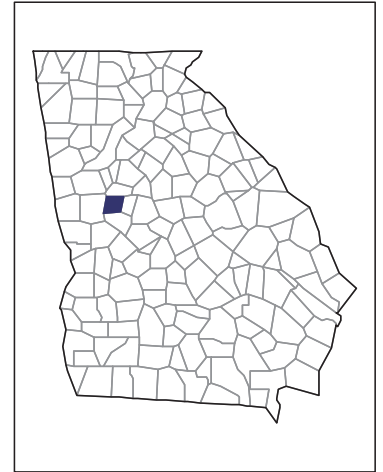


Data are not available at this geographic level for farms with Black or African American Operators.



**2012 CENSUS OF AGRICULTURE**  
**RACE / ETHNICITY / GENDER PROFILE**

**Pike County - Georgia**  
**Farms with Native Hawaiian or Other Pacific Islander Operators Compared with All Farms**



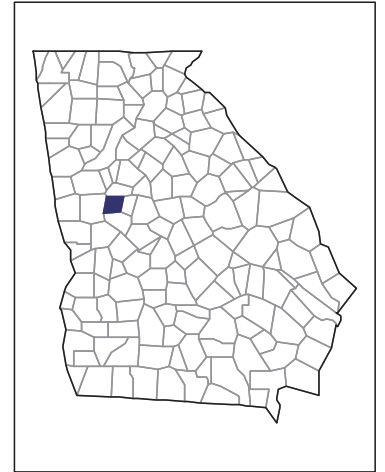
Data are not available at this geographic level for farms with Native Hawaiian or Other Pacific Islander Operators.





**2012 CENSUS OF AGRICULTURE**  
**RACE / ETHNICITY / GENDER PROFILE**

**Pike County - Georgia**  
**Farms with White Operators Compared**  
**with All Farms**



Data are not available at this geographic level for farms with White Operators.

