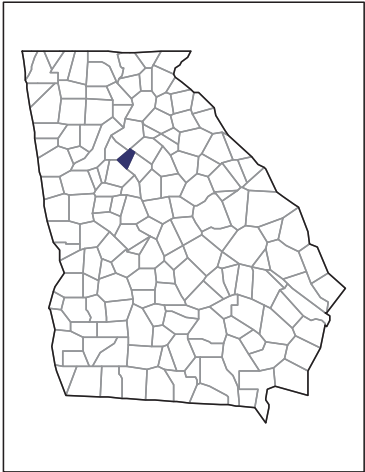


2012 CENSUS OF AGRICULTURE

RACE / ETHNICITY / GENDER PROFILE

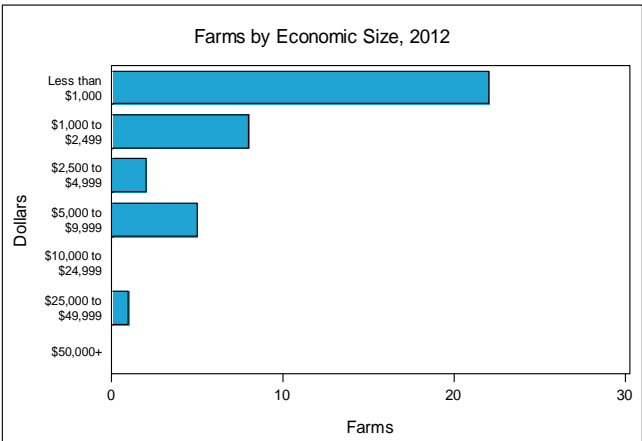
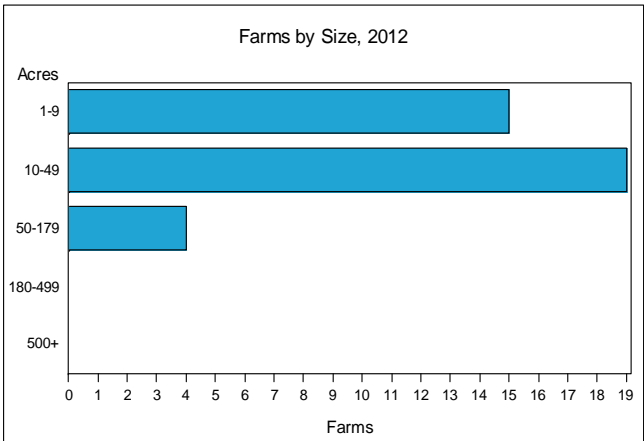


Rockdale County - Georgia Farms with Women Principal Operators Compared with All Farms

	Women Principal Operators	All Farms
Number of Farms	38	103
Land in Farms	762 acres	5,466 acres
Average Size of Farm	20 acres	53 acres
Market Value of Products Sold	\$87,000	\$480,000
Crop Sales	\$69,000	\$271,000
Livestock Sales	\$17,000	\$209,000
Average Per Farm	\$2,282	\$4,658
Government Payments	\$3,000	\$4,000
Average Per Farm Receiving Payments	\$1,045	\$598

See footnotes on reverse page.

Farms with Women Principal Operators



2012 CENSUS OF AGRICULTURE
RACE / ETHNICITY / GENDER PROFILE

Rockdale County - Georgia
Farms with Women Principal Operators

Selected Highlights

Item	Farms	Quantity
MARKET VALUE OF AGRICULTURAL PRODUCTS SOLD (\$1,000)		
Total value of agricultural products sold	38	87
Value of crops including nursery and greenhouse	6	69
Value of livestock, poultry, and their products	11	17
VALUE OF SALES BY COMMODITY GROUP (\$1,000)		
Grains, oilseeds, dry beans, and dry peas	-	-
Tobacco	-	-
Cotton and cottonseed	-	-
Vegetables, melons, potatoes and sweet potatoes	-	-
Fruits, tree nuts, and berries	1	(D)
Nursery, greenhouse, floriculture, and sod	4	(D)
Cut Christmas trees and short rotation woody crops	-	-
Other crops and hay	1	(D)
Poultry and eggs	3	(D)
Cattle and calves	3	8
Milk from cows	-	-
Hogs and pigs	1	(D)
Sheep, goats, wool, mohair, and milk	-	-
Horses, ponies, mules, burros, and donkeys	5	(D)
Aquaculture	-	-
Other animals and other animal products	-	-
TOP CROP ITEMS (acres)		
Forage, all	2	(D)
Floriculture and bedding crops	3	(D)
Potted flowering plants	3	(D)
Grapes	1	(D)
TOP LIVESTOCK INVENTORY ITEMS (number)		
Horses and ponies	21	256
Layers	3	81
Goats, all	5	50
Cattle and calves	6	47
Broilers and other meat-type chickens	1	(D)

Operator Characteristics

Item	Quantity
Primary occupation:	
Farming	30
Other	8
Days worked off farm:	
None	19
Any	19
Years on present farm:	
2 years or less	-
3 to 4 years	5
5 to 9 years	7
10 years or more	26
Age group:	
Under 35 years	-
35 to 44 years	3
45 to 64 years	19
65 years and over	16
Average age of principal operator (years)	60.4

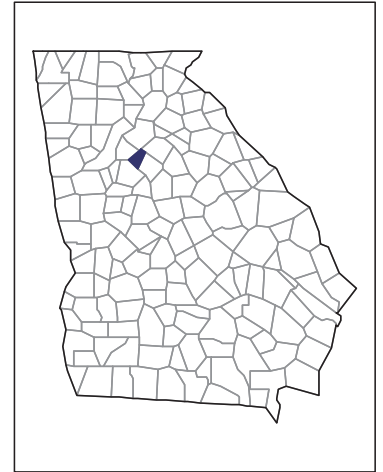
Economic Characteristics

Item	Quantity
Farms by value of sales:	
Less than \$1,000	25
\$1,000 to \$2,499	5
\$2,500 to \$4,999	2
\$5,000 to \$9,999	5
\$10,000 to \$49,999	1
\$50,000 to \$99,999	-
\$100,000 to \$249,999	-
\$250,000 to \$499,999	-
\$500,000 or more	-
Total farm production expenses (\$1,000)	790
Average per farm (\$)	20,788
Net cash farm income of operation (\$1,000)	-558
Average per farm (\$)	-14,682
Value of agricultural products sold directly to individuals for human consumption (\$1,000)	11
Total organic product sales (\$1,000)	-
Total income from farm-related sources, gross before taxes and expenses (\$1,000)	142

See "Census of Agriculture, Volume 1, Geographic Area Series" for complete footnotes, explanations, definitions, and methodology.
 - Represents zero. (D) Withheld to avoid disclosing data for individual operations.

2012 CENSUS OF AGRICULTURE
RACE / ETHNICITY / GENDER PROFILE

Rockdale County - Georgia
Farms with Spanish, Hispanic, or Latino Operators Compared with All Farms



Data are not available at this geographic level for farms with Spanish, Hispanic, or Latino Operators.

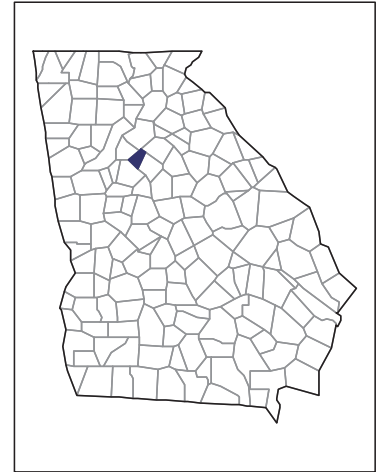


US Department of Agriculture
National Agricultural Statistics Service

www.agcensus.usda.gov

2012 CENSUS OF AGRICULTURE
RACE / ETHNICITY / GENDER PROFILE

Rockdale County - Georgia
Farms with American Indian or Alaska
Native Operators Compared with All
Farms



Data are not available at this geographic level for farms with American Indian or Alaska Native Operators.

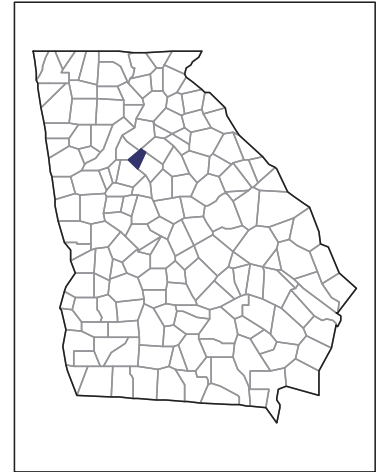


US Department of Agriculture
National Agricultural Statistics Service

www.agcensus.usda.gov

2012 CENSUS OF AGRICULTURE
RACE / ETHNICITY / GENDER PROFILE

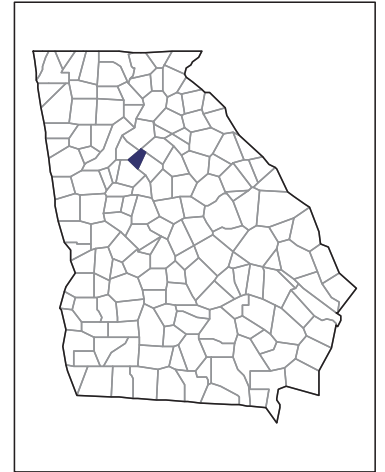
Rockdale County - Georgia
Farms with Asian Operators Compared
with All Farms



Data are not available at this geographic level for farms with Asian Operators.

2012 CENSUS OF AGRICULTURE
RACE / ETHNICITY / GENDER PROFILE

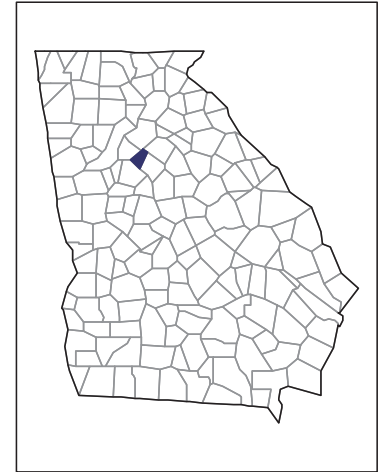
Rockdale County - Georgia
Farms with Black or African American
Operators Compared with All Farms



Data are not available at this geographic level for farms with Black or African American Operators.

2012 CENSUS OF AGRICULTURE
RACE / ETHNICITY / GENDER PROFILE

Rockdale County - Georgia
Farms with Native Hawaiian or Other Pacific Islander Operators Compared with All Farms



Data are not available at this geographic level for farms with Native Hawaiian or Other Pacific Islander Operators.

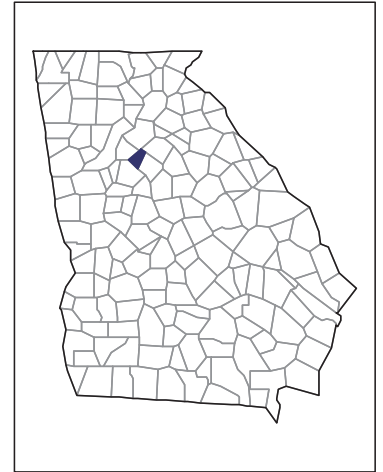


US Department of Agriculture
National Agricultural Statistics Service

www.agcensus.usda.gov

2012 CENSUS OF AGRICULTURE
RACE / ETHNICITY / GENDER PROFILE

Rockdale County - Georgia
Farms with White Operators Compared
with All Farms



Data are not available at this geographic level for farms with White Operators.

