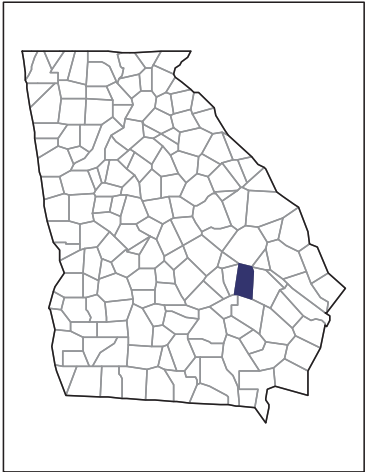


# 2012 CENSUS OF AGRICULTURE

## RACE / ETHNICITY / GENDER PROFILE

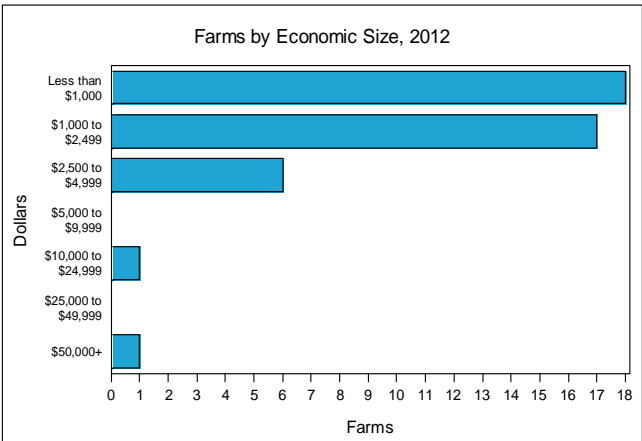
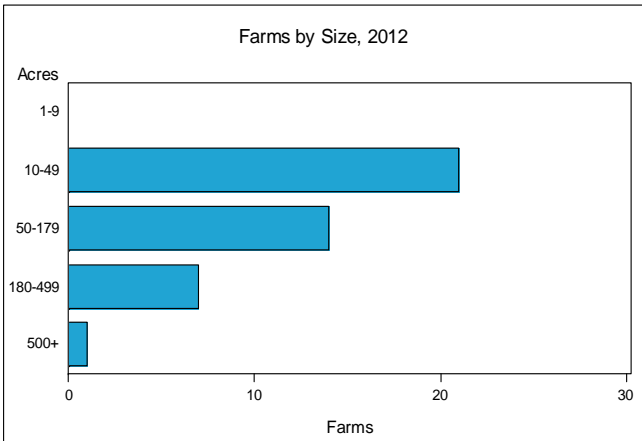
### Toombs County - Georgia Farms with Women Principal Operators Compared with All Farms




|                                      | Women Principal Operators | All Farms    |
|--------------------------------------|---------------------------|--------------|
| <b>Number of Farms</b>               | 43                        | 268          |
| <b>Land in Farms</b>                 | 4,384 acres               | 73,223 acres |
| <b>Average Size of Farm</b>          | 102 acres                 | 273 acres    |
| <b>Market Value of Products Sold</b> | \$166,000                 | \$58,892,000 |
| Crop Sales                           | (D)                       | \$46,087,000 |
| Livestock Sales                      | (D)                       | \$12,805,000 |
| Average Per Farm                     | \$3,849                   | \$219,747    |
| <b>Government Payments</b>           | \$40,000                  | \$745,000    |
| Average Per Farm Receiving Payments  | \$1,317                   | \$5,732      |

See footnotes on reverse page.

#### Farms with Women Principal Operators





**2012 CENSUS OF AGRICULTURE**  
**RACE / ETHNICITY / GENDER PROFILE**

## Toombs County - Georgia Farms with Women Principal Operators

### Selected Highlights

| Item  | Farms | Quantity |
|---|-------|----------|
| <b>MARKET VALUE OF AGRICULTURAL PRODUCTS SOLD (\$1,000)</b> |       |          |
| Total value of agricultural products sold                   | 43    | 166      |
| Value of crops including nursery and greenhouse             | 5     | (D)      |
| Value of livestock, poultry, and their products             | 3     | (D)      |
| <b>VALUE OF SALES BY COMMODITY GROUP (\$1,000)</b>          |       |          |
| Grains, oilseeds, dry beans, and dry peas                   | -     | -        |
| Tobacco   | -     | -        |
| Cotton and cottonseed                                       | -     | -        |
| Vegetables, melons, potatoes and sweet potatoes             | -     | -        |
| Fruits, tree nuts, and berries                              | 4     | (D)      |
| Nursery, greenhouse, floriculture, and sod                  | -     | -        |
| Cut Christmas trees and short rotation woody crops          | -     | -        |
| Other crops and hay   | 1     | (D)      |
| Poultry and eggs  | -     | -        |
| Cattle and calves   | 2     | (D)      |
| Milk from cows  | -     | -        |
| Hogs and pigs   | -     | -        |
| Sheep, goats, wool, mohair, and milk                        | -     | -        |
| Horses, ponies, mules, burros, and donkeys                  | 1     | (D)      |
| Aquaculture   | -     | -        |
| Other animals and other animal products                     | -     | -        |
| <b>TOP CROP ITEMS (acres)</b>                               |       |          |
| Pecans, all   | 4     | 116      |
| Forage, all   | 3     | 85       |
| <b>TOP LIVESTOCK INVENTORY ITEMS (number)</b>               |       |          |
| Cattle and calves   | 5     | 116      |
| Horses and ponies   | 5     | 59       |
| Mules, burros, and donkeys                                  | 1     | (D)      |
| Goats, all  | 1     | (D)      |
| Layers  | 1     | (D)      |

### Operator Characteristics

| Item                                      | Quantity |
|---|----------|
| Primary occupation:                       |          |
| Farming                                   | 5        |
| Other                                     | 38       |
| Days worked off farm:                     |          |
| None                                      | 5        |
| Any                                       | 38       |
| Years on present farm:                    |          |
| 2 years or less                           | 5        |
| 3 to 4 years                              | 2        |
| 5 to 9 years                              | 5        |
| 10 years or more                          | 31       |
| Age group:                                |          |
| Under 35 years                            | 4        |
| 35 to 44 years                            | 5        |
| 45 to 64 years                            | 5        |
| 65 years and over                         | 29       |
| Average age of principal operator (years) | 64.5     |

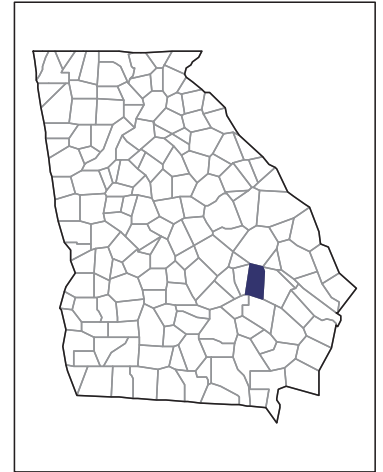
### Economic Characteristics

| Item  | Quantity |
|---|----------|
| Farms by value of sales:  |          |
| Less than \$1,000   | 37       |
| \$1,000 to \$2,499  | 1        |
| \$2,500 to \$4,999  | 3        |
| \$5,000 to \$9,999  | -        |
| \$10,000 to \$49,999  | 1        |
| \$50,000 to \$99,999  | -        |
| \$100,000 to \$249,999  | 1        |
| \$250,000 to \$499,999  | -        |
| \$500,000 or more   | -        |
| Total farm production expenses (\$1,000)  | 235      |
| Average per farm (\$)   | 5,476    |
| Net cash farm income of operation (\$1,000)   | -12      |
| Average per farm (\$)   | -280     |
| Value of agricultural products sold directly to individuals for human consumption (\$1,000) | (D)      |
| Total organic product sales (\$1,000)   | -        |
| Total income from farm-related sources, gross before taxes and expenses (\$1,000)           | 18       |

See "Census of Agriculture, Volume 1, Geographic Area Series" for complete footnotes, explanations, definitions, and methodology.  
 - Represents zero. (D) Withheld to avoid disclosing data for individual operations.

**2012 CENSUS OF AGRICULTURE**  
**RACE / ETHNICITY / GENDER PROFILE**

**Toombs County - Georgia**  
**Farms with Spanish, Hispanic, or**  
**Latino Operators Compared with All**  
**Farms**



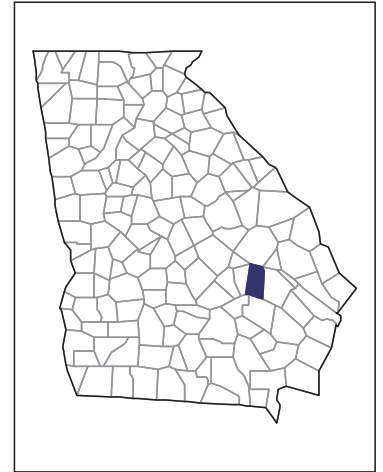
Data are not available at this geographic level for farms with Spanish, Hispanic, or Latino Operators.





**2012 CENSUS OF AGRICULTURE**  
**RACE / ETHNICITY / GENDER PROFILE**

**Toombs County - Georgia**  
**Farms with American Indian or Alaska**  
**Native Operators Compared with All**  
**Farms**



Data are not available at this geographic level for farms with American Indian or Alaska Native Operators.



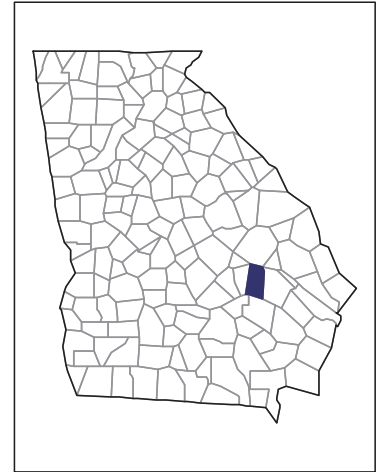
US Department of Agriculture  
National Agricultural Statistics Service

[www.agcensus.usda.gov](http://www.agcensus.usda.gov)



**2012 CENSUS OF AGRICULTURE**  
**RACE / ETHNICITY / GENDER PROFILE**

**Toombs County - Georgia**  
**Farms with Asian Operators Compared**  
**with All Farms**



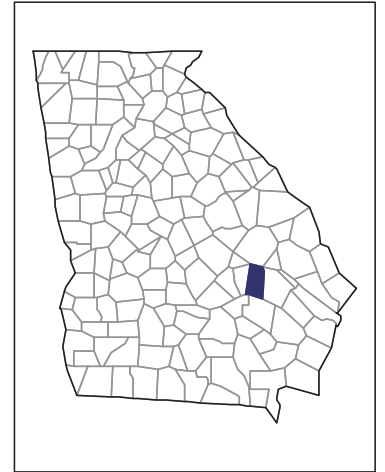
Data are not available at this geographic level for farms with Asian Operators.





**2012 CENSUS OF AGRICULTURE**  
**RACE / ETHNICITY / GENDER PROFILE**

**Toombs County - Georgia**  
**Farms with Black or African American**  
**Operators Compared with All Farms**



Data are not available at this geographic level for farms with Black or African American Operators.



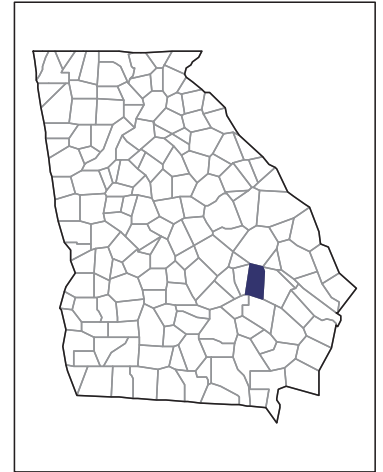
US Department of Agriculture  
National Agricultural Statistics Service

[www.agcensus.usda.gov](http://www.agcensus.usda.gov)



**2012 CENSUS OF AGRICULTURE**  
**RACE / ETHNICITY / GENDER PROFILE**

**Toombs County - Georgia**  
**Farms with Native Hawaiian or Other Pacific Islander Operators Compared with All Farms**



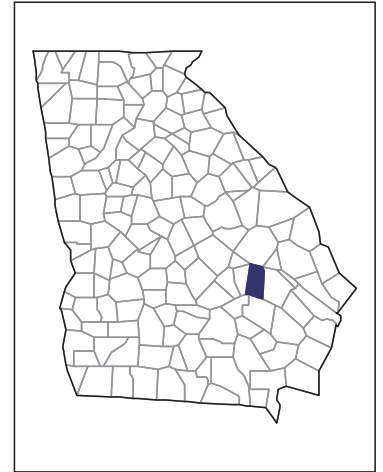
Data are not available at this geographic level for farms with Native Hawaiian or Other Pacific Islander Operators.





**2012 CENSUS OF AGRICULTURE**  
**RACE / ETHNICITY / GENDER PROFILE**

**Toombs County - Georgia**  
**Farms with White Operators Compared**  
**with All Farms**



Data are not available at this geographic level for farms with White Operators.



